

**RICOH**

RICOH PRIPORT VT2100/2130/2150

**PARTS CATALOG**

First Edition February 1991

RICOH COMPANY, LTD.

## PARTS CATALOG

### INTRODUCTION

This chapter instructs you the numbers and names of this parts on this machine.

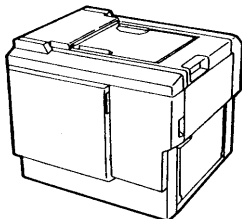
### INDEX to PARTS CATALOG

|  |    |  |    |
|--|----|--|----|
| Location of Unit .....   | 3  | 20. Scanner Section II (C211).....                 | 46 |
| 1. Exterior (C211).....  | 8  | 21. Scanner Section III (C211).....                | 48 |
| 2. Frame (C211).....   | 10 | 22. Scanner Section IV (C211).....                 | 50 |
| 3. Drive Section I (C211).....                                   | 12 | 23. Plotter/MasterFeedSectionI(C211) . . . . .     | 52 |
| 4. Drive Section II (C211).....                                  | 14 | 24. Plotter/MasterFeedSectionII(C211) . . . . .    | 54 |
| 5. Paper Table (C211) .....                                      | 16 | 25. Plotter/MasterFeedSectionIII(C211) . . . . .   | 56 |
| 6. Paper Table Drive (C211).....                                 | 18 | 26. Master Eject Section I (C211).....             | 58 |
| 7. Paper Feed Roller and Paper<br>Separation Roller (C211) ..... | 20 | 27. Master Eject Section II (C211).....            | 60 |
| 8. Paper Separation Roller (C211) .....                          | 22 | 28. Electrical Section (C211).....                 | 62 |
| 9. Paper Feed Drive (C211) .....                                 | 24 | 29. Main Board (C211) .....                        | 64 |
| 10. 2nd Feed Roller (C211) .....                                 | 26 | 30. image Processing Board (C211).....             | 66 |
| 11. 2nd Feed Drive (C211).....                                   | 28 | 31. A/DConversionBoard(C211) . . . . .             | 68 |
| 12. Press Roller (C211).....                                     | 30 | 32. Thermal Head Drive Board (C211) . . . . .      | 70 |
| 13. Paper Delivery I (C211).....                                 | 32 | 33. Power Supply Unit (C211) .....                 | 72 |
| 14. Paper Delivery II (C211).....                                | 34 | 34. AC Drive Board (C211) .....                    | 74 |
| 15. Delivery Table (C211).....                                   | 36 | 35. Main Harness (C211).....                       | 76 |
| 16. Drum Section I (C211).....                                   | 38 | 36. AC Drive Harness (C211) .....                  | 78 |
| 17. Drum Section II (C211).....                                  | 40 | 37. Decal and Document (C211).....                 | 80 |
| 18. Drum Section III (C211).....                                 | 42 | 38. Accessories and Special Tools (C211) . . . . . | 86 |
| 19. Scanner Section I (C211).....                                | 44 | 39. Table/Drum Box (C211).....                     | 88 |
|  |    | Parts Index .....                                  | 91 |

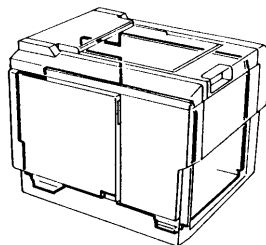
# LOCATION OF UNIT

February 28, '91

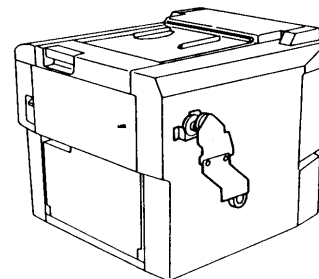
1. EXTERIOR



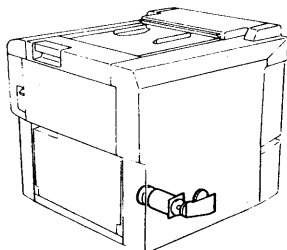
2. FRAME



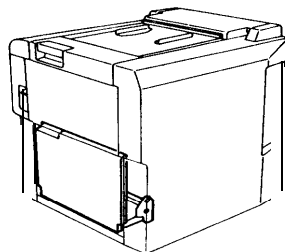
3. DRIVE SECTION I



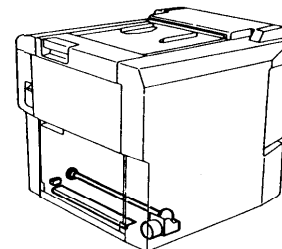
4. DRIVE SECTION II



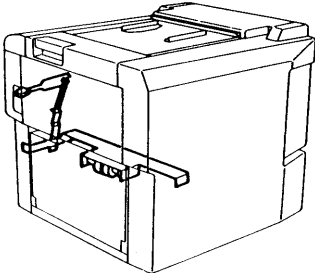
5. PAPER TABLE



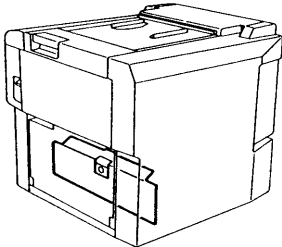
6. PAPER TABLE DRIVE



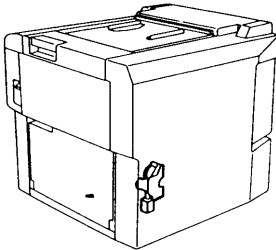
7. PAPER FEED ROLLER AND PAPER SEPARATION ROLLER



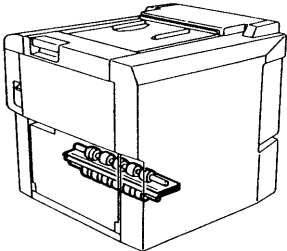
8. PAPER SEPARATION ROLLER



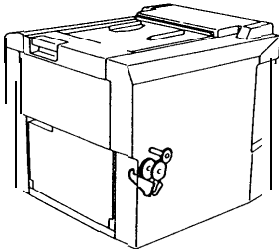
9. PAPER FEED DRIVE



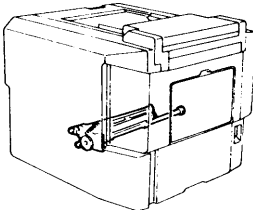
10. 2ND FEED ROLLER



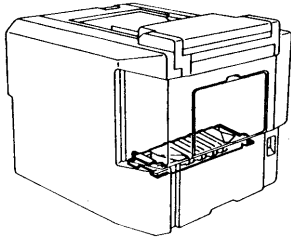
11. 2ND FEED DRIVE



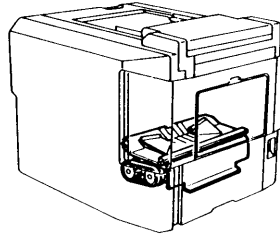
12. PRESS ROLLER



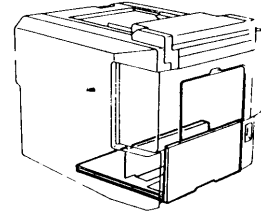
13. PAPER DELIVERY I



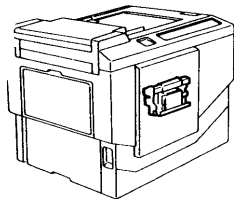
14. PAPER DELIVERY II



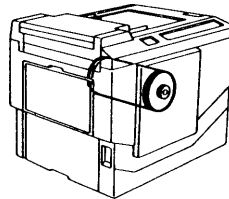
15. DELIVERY TABLE



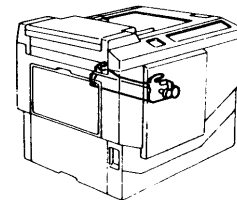
16. DRUM SECTION I



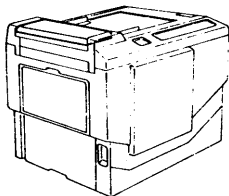
17. DRUM SECTION II



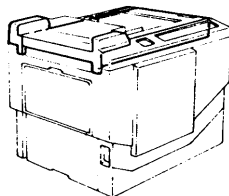
18. DRUM SECTION III



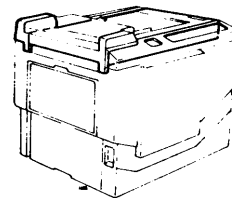
19. SCANNER SECTION I



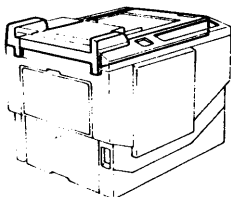
20. SCANNER SECTION II



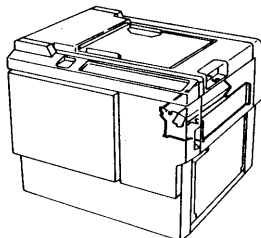
21. SCANNER SECTION III



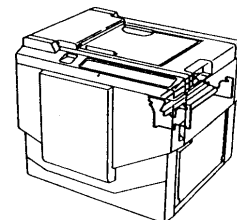
22. SCANNER SECTION IV



23. PLOTTER/MASTER FEED SECTION I



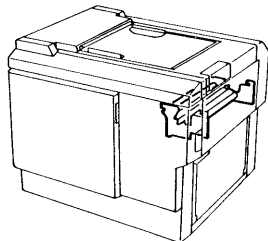
24. PLOTTER/MASTER FEED SECTION II



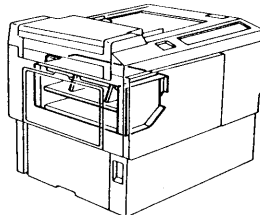
LOCATION OF UNIT

February 28, '91

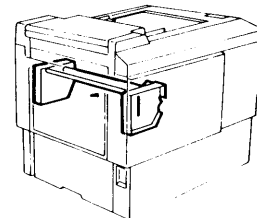
25. PLOTTER/MASTER FEED SECTION III



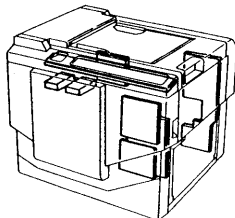
26. MASTER EJECT SECTION I

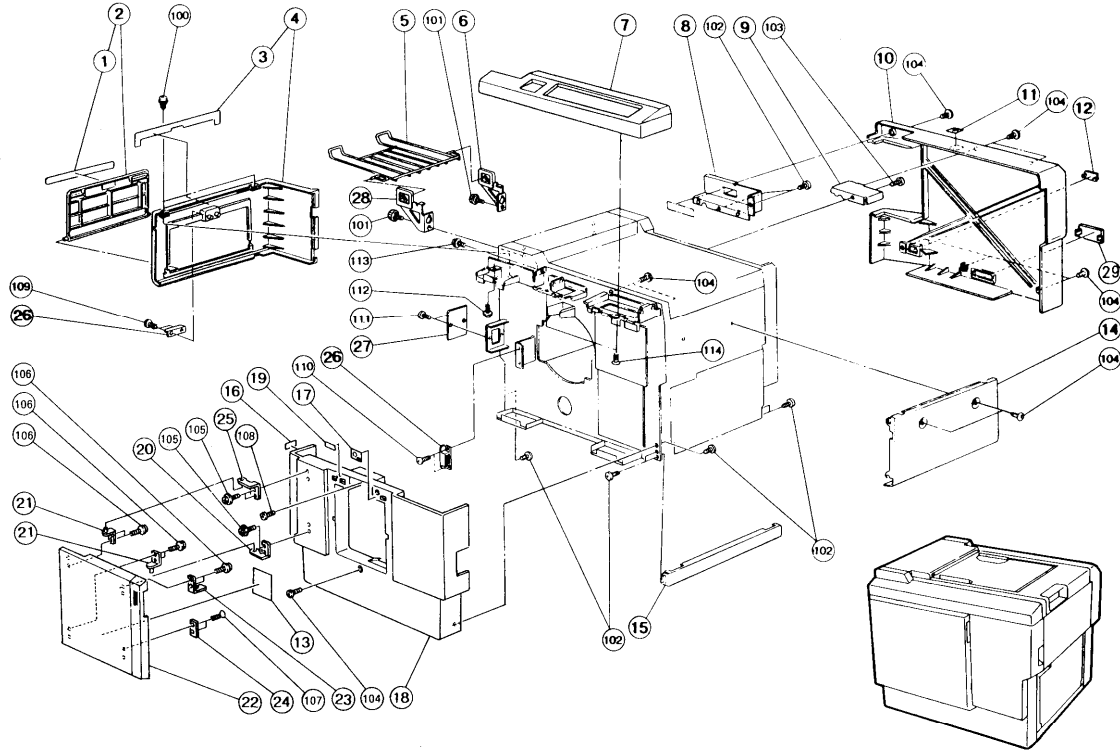


27. MASTER EJECT SECTION II



28. ELECTRICAL SECTION





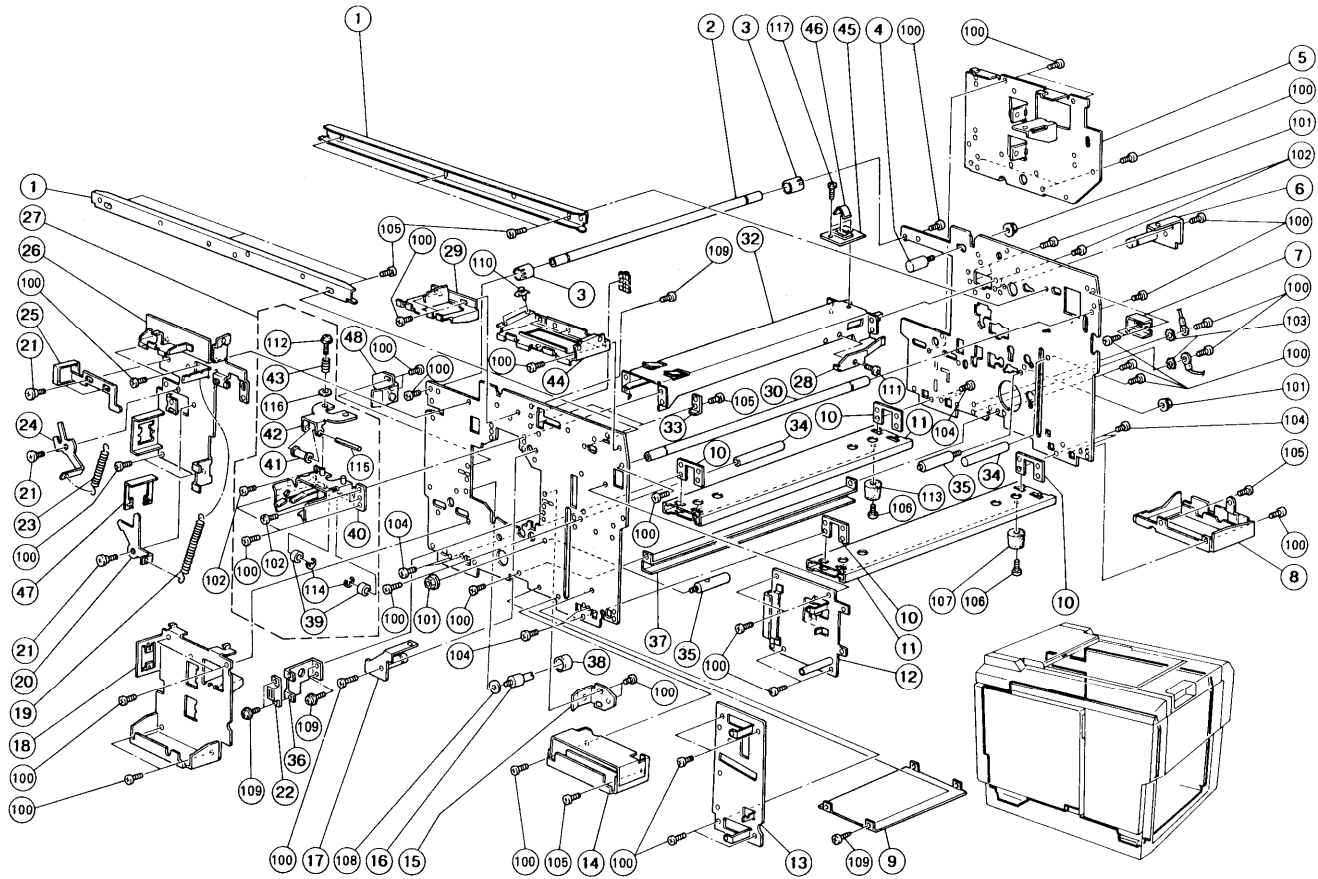


1. EXTERIOR (C211)

February 28, '91

| Index No. | Part No.             | Description                              | Q'ty Per Assembly |
|-----------|----------------------|--|-------------------|
| 1         | C201 2417            | Box Door Sheet                           | 1                 |
| 2         | C203 2761            | Master Eject Box Door                    | 1                 |
| 3         | C201 2437            | Master Eject Sheet                       | 1                 |
| 4         | C203 2765            | Master Eject Cover                       | 1                 |
| 5         | C203 3075            | Original Exit Tray                       | 1                 |
| 6         | C201 3023            | Right Bracket - Original Tray            | 1                 |
| 7         | C215 2430            | Operation Panel Cover                    | 1                 |
| 8         | C203 2431            | Rear Bracket                             | 1                 |
| 9         | C203 2430            | Rear Cover Bracket                       | 1                 |
| 10        | C203 2756            | Rear Cover                               | 1                 |
| 11        | C201 2462            | Decal - Original Table                   | 1                 |
| 12        | A024 1368            | Left Cover Cap                           | 1                 |
| 13        | <del>C205 2765</del> | <del>Decal - Drum Replacement - A4</del> | 1                 |
| 14        | C203 2744            | Paper Feed Cover                         | 1                 |
| 15        | C201 2431            | Support Cover                            | 1                 |
| 16        | C203 2731            | Decal - Master Eject Open                | 1                 |
| 17        | C203 2742            | Decal - Drum Operation                   | 1                 |
| 18        | C2112711             | Front Cover - A4                         | 1                 |
| 18        | C211 2702            | Front Cover - LT                         | 1                 |
| 18        | C2112716             | Front Cover - B4                         | 1                 |
| 19        | C201 2466            | Decal - Counter                          | 1                 |
| 20        | C213 2406            | Lower Hinge - Front Door                 | 1                 |
| 21        | C213 2407            | Hinge Bracket                            | 2                 |
| 22        | <del>C213 2411</del> | <del>Front Door</del>                    | 1                 |
| 23        | C200 2434            | Micro Switch Actuator                    | 1                 |
| 24        | C200 2432            | Magnet Plate                             | 1                 |
| 25        | C216 2405            | Upper Hinge - Front Door                 | 1                 |
| 26        | 50540536             | Magnet Catch Ass'y                       | 1                 |
| 27        | C201 2427            | Key Counter Cover                        | 1                 |
| 28        | C201 3020            | Left Bracket - Original Tray             | 1                 |
| 29        | C203 2758            | Rear Cover Cap                           | 1                 |
| 13        | C2112712             | Decal - Drum Replacement - NA            |                   |
| 13        | C2112711             | " " - Europe                             |                   |

| Index No. | Part No.   | Description                           | Q'ty Per Assembly |
|-----------|------------|---------------------------------------|-------------------|
| 100       | 0964 4008Z | Tapping Screw W/Washer - M4x8         |                   |
| 101       | 08030017   | Knob Screw - M4x6.5                   |                   |
| 102       | 0314 0080Z | Philips Screw - 4x8                   |                   |
| 103       | 08011004   | Screw - M4x4                          |                   |
| 104       | 0344 0080D | Philips Truss Head Screw - M4x8       |                   |
| 105       | 0434 0082Z | Tapping Screw - M4x8                  |                   |
| 106       | 09654010Z  | Tapping Screw W/T Flat Washer - M4x10 |                   |
| 107       | 08025149   | Tapping Screw - M4x9                  |                   |
| 108       | 0354 0050D | Screw - M4x5                          |                   |
| 109       | 0434 0082W | Tapping Screw - M4x8                  |                   |
| 110       | 03140060Z  | Philips Pan Head Screw - M4x6         |                   |
| 111       | 0343 0060D | Philips Truss Head Screw - M3x6       |                   |
| 112       | 09653010Z  | Tapping Screw W/T Flat Washer - M3x10 |                   |
| 113       | 0951 3006Z | Philips Screw With Flat Washer - M3   |                   |
| 114       | 0323 0100Z | Philips Sunken Head Screw - M3x10     |                   |
| 22        | C2112705   | Front Door - LG                       |                   |
| 22        | C2112712   | " " - A4/B4                           |                   |



2. FRAME (C211)

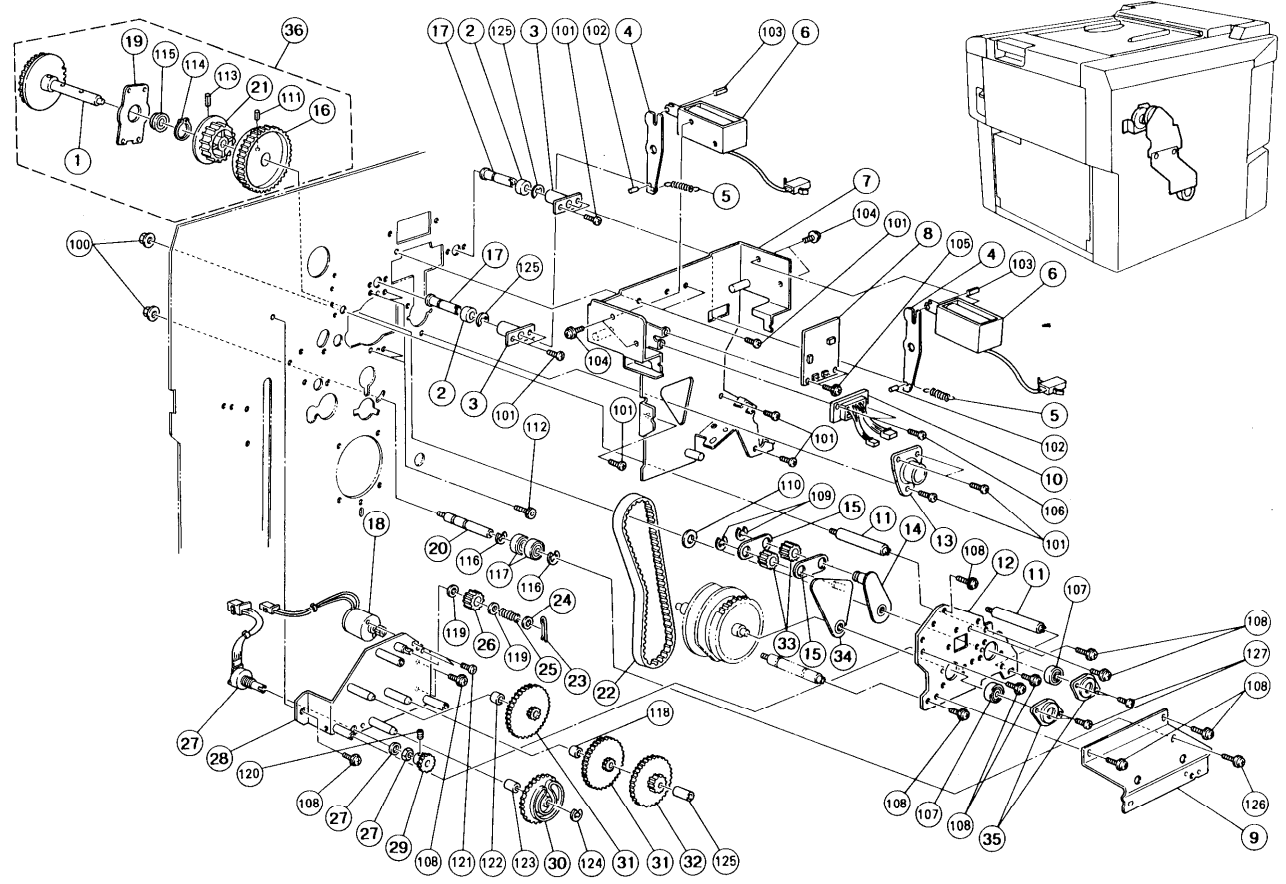
February 28, '91

| Index No. | Part No.  | Description                           | Q'ty Per Assembly |
|-----------|-----------|---------------------------------------|-------------------|
| 1         | C203 3037 | Slide Rail                            | 1                 |
| 2         | C203 2091 | Front Shaft                           | 1                 |
| 3         | C203 2092 | Roller - Front Shaft                  | 2                 |
| 4         | C201 3004 | Stopper Stud                          | 1                 |
| 5         | C213 2117 | Right Grip -paper Delivery            | 1                 |
| 6         | C203 2085 | Right Fixing Plate                    | 1                 |
| 7         | C200 3006 | Stopper                               | 1                 |
| 8         | C2032120  | Right Grip - Paper Feed               | 1                 |
| 9         | C203 2094 | Harness Cover                         | 1                 |
| 10        | C203 2096 | Bottom Stay Nut                       | 4                 |
| 11        | C222 2005 | Bottom Stay                           | 2                 |
| 12        | C203 2026 | Lever Bracket - Paper Feed - 110/120V | 1                 |
| 12        | C211 2026 | Lever Bracket - Paper Feed - 220/240V | 1                 |
| 13        | C222 2015 | Bracket                               | 1                 |
| 14        | C203 2055 | Left Grip - Paper Feed                | 1                 |
| 15        | C2114523  | Lock Pin - Drum                       | 1                 |
| 16        | C200 3716 | Cushion Shaft                         | 1                 |
| 17        | C203 2041 | Left Fixing Plate                     | 1                 |
| 18        | C203 2052 | Left Grip - Paper Delivery            | 1                 |
| 19        | C200 3956 | Middle Lever Spring                   | 1                 |
| 20        | C2003953  | Middle Lever                          | 1                 |
| 21        | 54032075  | Stepped Screw                         | 3                 |
| 22        | 50540536  | Magnet Catch Ass'y                    | 1                 |
| 23        | C200 3957 | Lower Lever Spring                    | 1                 |
| 24        | C200 3954 | Lower Lever                           | 1                 |
| 25        | C203 3509 | Upper Lever                           | 1                 |
| 26        | C213 2048 | Left Side Plate                       | 1                 |
| 27        | C203 4505 | Drum Stopper Ass'y                    | 1                 |
| 28        | C200 4528 | Plate Spring - Drum Rail              | 1                 |
| 29        | C211 2023 | Left Bracket - Operation Panel        | 1                 |
| 30        | C203 2093 | Shaft                                 | 1                 |
| 32        | C2154502  | Drum Rail Stay                        | 1                 |
| 33        | C201 2404 | Operation Panel Bracket               | 1                 |
| 34        | C203 4073 | Receiving Shaft                       | 2                 |
| 35        | C200 2232 | Drive Shaft                           | 2                 |

| Index No. | Part No.   | Description                         | Q'ty Per Assembly |
|-----------|------------|-------------------------------------|-------------------|
| 36        | C213 2030  | Magnet Clutch Bracket               | 1                 |
| 37        | C203 8074  | Harness Stay                        | 1                 |
| 38        | 55014719   | Rubber Ring - Stopper               | 1                 |
| 39        | C201 4604  | Drum Rail Roller                    | 1                 |
| 40        | C203 4506  | Stopper Base                        | 1                 |
| 41        | C201 4532  | Drum Stopper Roller                 | 1                 |
| 42        | C201 4531  | Drum Stopper Pawl                   | 1                 |
| 43        | C201 4533  | Drum Stopper Spring                 | 1                 |
| 44        | C203 2020  | Right Bracket - Operation Panel     | 1                 |
| 45        | C203 4511  | Spring Plate Supporter              | 1                 |
| 46        | C203 4512  | Grounding Spring Plate              | 1                 |
| 47        | A030 1339  | Plate Nut - Key Counter             | 1                 |
| 48        | C211 4520  | Left Look Pin - Drum                | 1                 |
| 100       | 03140080Z  | Philips Screw - 4x8                 | 1                 |
| 101       | 07130050B  | Hexagon Nut - M5                    | 1                 |
| 102       | 04340100Z  | Pan Head Self-tapping Screw - M4x10 | 1                 |
| 103       | 0705 0040B | Bushing - 4x5                       | 1                 |
| 104       | 0315 0120Z | Philips Screw - 5x1 2               | 1                 |
| 105       | 0801 1004  | Screw - M4x4                        | 1                 |
| 106       | 0951 5030Z | Philips Screw With Flat Washer - M5 | 1                 |
| 107       | 08056009   | Rubber Foot                         | 1                 |
| 108       | 08073083   | Washer                              | 1                 |
| 109       | 03140060Z  | Philips Pan Head Screw - M4x6       | 1                 |
| 110       | 11060554   | Locking Support                     | 1                 |
| 111       | 0434 0080Z | Tapping Screw - M4x8                | 1                 |
| 112       | 0951 3006Z | Philips Screw With Flat Washer - M3 | 1                 |
| 113       | 08056009   | Rubber Foot                         | 1                 |
| 114       | 0720 0050Z | Retaining Ring - M5                 | 1                 |
| 115       | 0622 0250E | Spring Pin M2x250                   | 1                 |
| 116       | 0708 0050Z | Flat Washer - M5                    | 1                 |
| 117       | 08011135   | Philips Pan Head Screw - M3x3       | 1                 |

### 3. DRIVE SECTION I (C211)

February 28, '91

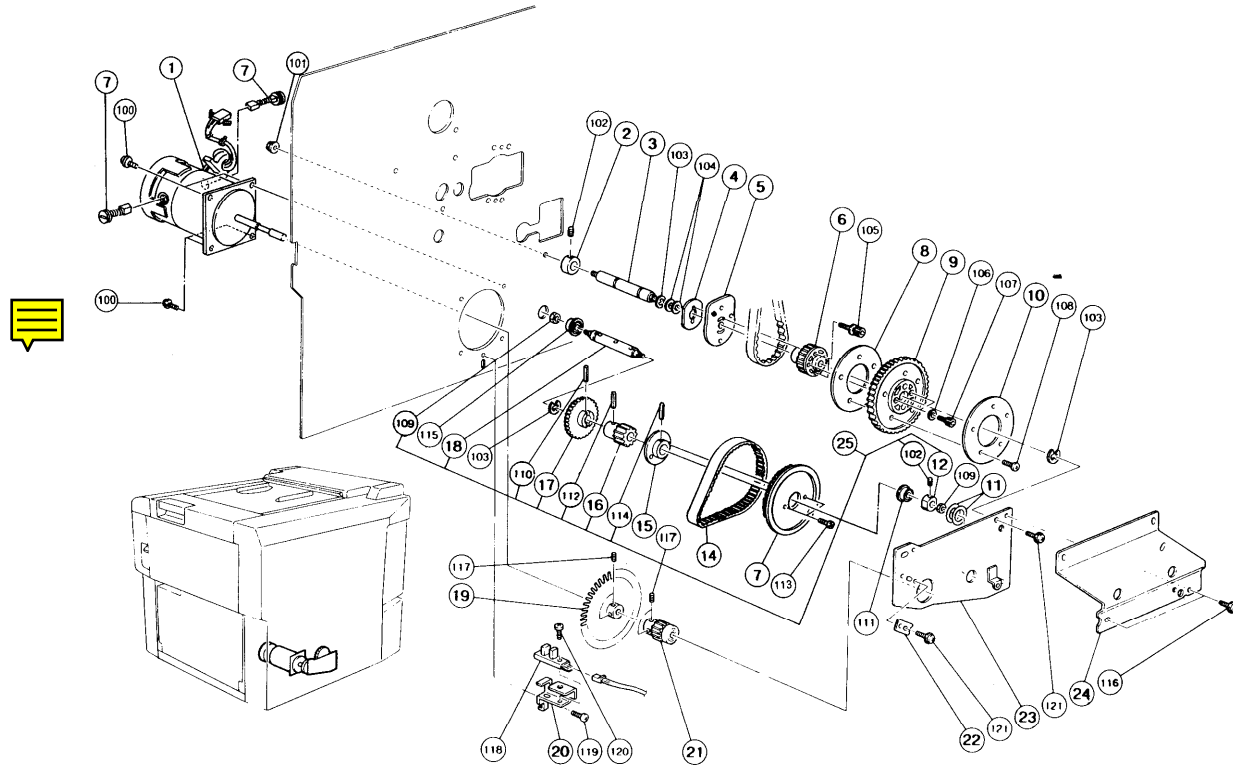


### 3. DRIVE SECTION I (C211)

February 28, '91

| Index No. | Part No.  | Description                   | Q'ty Per Assembly |
|-----------|-----------|-------------------------------|-------------------|
| 1         | C213 2218 | Stud & Gear - 30T             | 1                 |
| 2         | C201 4561 | Drum Clamper Roller           | 2                 |
| 3         | C200 4551 | Slide Guide                   | 2                 |
| 4         | C200 4554 | Connector Plate               | 2                 |
| 5         | C200 4561 | Clamper Spring                | 2                 |
| 6         | C200 8437 | Master Eject Solenoid         | 2                 |
| 7         | C203 2080 | Solenoid Bracket              | 1                 |
| 8         | C2008116  | Ink Detecting Board           | 1                 |
| 9         | C203 2318 | Reinforcement Plate           | 1                 |
| 10        | C203 8091 | Drum Harness                  | 1                 |
| 11        | C201 2211 | Stud                          | 2                 |
| 12        | C203 2304 | Support Side Plate            | 1                 |
| 13        | C200 4516 | Slide Guide - Drive Shaft     | 1                 |
| 14        | C200 2308 | Image Shifting Arm - Small    | 1                 |
| 15        | C200 2311 | Image Shifting Link           | 2                 |
| 16        | C201 2217 | Gear - 50T                    | 1                 |
| 17        | C200 4553 | Slide Shaft                   | 2                 |
| 18        | C201 8061 | Motor - DC25.8W               | 1                 |
| 19        | C200 2248 | Fixing Plate                  | 1                 |
| 20        | C203 2315 | Tension Shaft                 | 1                 |
| 21        | C203 2317 | Pullet - 26T                  | 1                 |
| 22        | C203 2316 | Timing Belt                   | 1                 |
| 23        | C203 2303 | Snap Bushing                  | 1                 |
| 24        | 07010030Z | Washer                        | 1                 |
| 25        | C200 2339 | Blake Spring                  | 1                 |
| 26        | C200 2338 | Gear - 20T                    | 1                 |
| 27        | C200 8450 | Encoder                       | 3                 |
| 28        | C200 2321 | Bracket - Image Shifting Unit | 1                 |
| 29        | C201 2221 | Gear - 40T                    | 1                 |
| 30        | C201 2222 | Coupled Gear - 20T & 60T      | 1                 |
| 31        | C200 2331 | Gear - 20T                    | 2                 |
| 32        | C200 2332 | Gear - 16T                    | 1                 |
| 33        | C219 2226 | Gear - 22T                    | 2                 |
| 34        | C200 2302 | Image Shifting Arm - Large    | 1                 |
| 35        | C200 2266 | Bearing Supporter             | 2                 |

| Index No. | Part No.   | Description                           | Q'ty Per Assembly |
|-----------|------------|---------------------------------------|-------------------|
| 36        | C2132330   | Drum Drive Gear / Pulley Ass'y        | 1                 |
| 100       | 07130050B  | Hexagon Nut - M5                      |                   |
| 101       | 03140080Z  | Philips Screw - 4x8                   |                   |
| 102       | 0622 0060E | Spring Pin - 2x6mm                    |                   |
| 103       | 0623 0120E | Spring Pin - 3x12mm                   |                   |
| 104       | 0951 3005Z | Philips Pan Head Screw - M3 x 5       |                   |
| 105       | 0951 3006Z | Philips Screw With Flat Washer - M3   |                   |
| 106       | 0314 0100Z | Philips Screw - 4x10                  |                   |
| 107       | 08053104   | Ball Bearing - 8x22x7mm               |                   |
| 108       | 0960 4008Z | Flange Head Screw -4 x 8              |                   |
| 109       | 0720 0080Z | Retaining Ring - M8                   |                   |
| 110       | 08077013   | Spacer -10.2 x14x 0.2 mm              |                   |
| 111       | 08044046   | Spring Pin - 4x1 6                    |                   |
| 112       | 0594 0080E | Bolt - M4x8                           |                   |
| 113       | 08044048   | Spring Pin - 4x20                     |                   |
| 114       | 0725 0100Z | Retaining Ring - M10                  |                   |
| 115       | 08053134   | Ball Bearing - 10x26x8mm              |                   |
| 116       | 0720 0120Z | Retaining Ring - M12                  |                   |
| 117       | 07403012   | Ball Bearing - 12x28x8                |                   |
| 118       | 0707 6040B | Bushing - 6x4mm                       |                   |
| 119       | 08072071   | Washer -3.1x7x0.2mm                   |                   |
| 120       | 05730050E  | Hexagon Headless Set Screw - M3x5     |                   |
| 121       | 03130040Z  | Philips Pan Head Screw - M3x4         |                   |
| 122       | 0707 6080B | Bushing - 6x8mm                       |                   |
| 123       | 0707 6120B | Bushing - 6x12mm                      |                   |
| 124       | 0720 0040Z | Retaining Ring - M4                   |                   |
| 125       | 0720 0050E | Retaining Ring - M5                   |                   |
| 126       | 0951 5008Z | Philips Screw With Flat Washer - M5x8 |                   |
| 127       | 08011135   | Philips Pan Head Screw - M3x3         |                   |



4. DRIVE SECTION II (C211)

February 28, '91

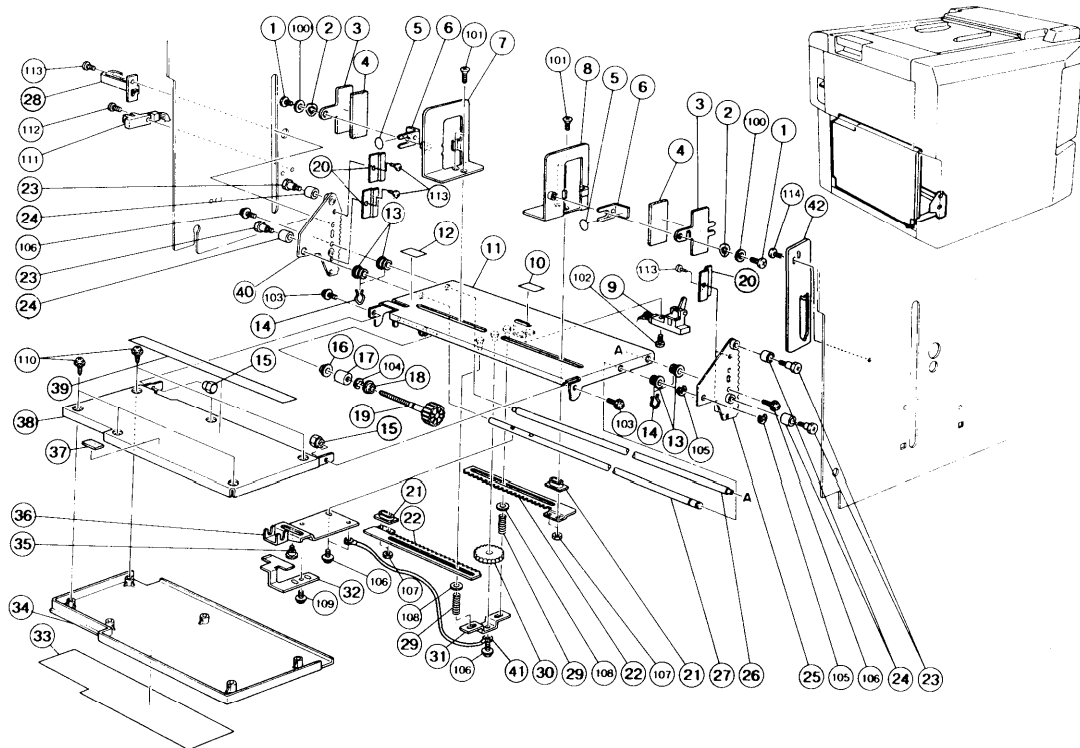
| Index No. | Part No.         | Description                         | Q'ty Per Assembly |
|-----------|------------------|-------------------------------------|-------------------|
| 1         | C203 8451        | Main Motor - <b>DC80W</b>           | 2                 |
| 2         | <b>C200</b> 2221 | Collar - Pressure Cam Shaft         | 1                 |
| 3         | C200 2225        | Pressure Cam Shaft                  | 1                 |
| 4         | C200 2224        | Plate Nut - Print Pressure Cam      | 1                 |
| 5         | C211 5595        | Printer Pressure Cam - A4           | 1                 |
| 5         | <b>C213</b> 5560 | Printer Pressure Cam - <b>LG/B4</b> | 1                 |
| 6         | C203 2312        | Pulley                              | 1                 |
| 7         | C203 8453        | Commutation Brush                   | 2                 |
| 8         | C201 2210        | Gear Support Plate - Rear           | 1                 |
| 9         | C200 2226        | Gear - 90T                          | 1                 |
| 10        | C201 2212        | Gear Support Plate - Front          | 1                 |
| 11        | C200 2267        | Spacer                              | 2                 |
| 12        | C200 2217        | Collar                              | 1                 |
| 13        | C203 2326        | Gear - 90Z                          | 1                 |
| 14        | C203 2327        | Pulley Flange                       | 1                 |
| 15        | C203 2311        | Gear Flange                         | 1                 |
| 16        | C203 2215        | Gear - 18T                          | 1                 |
| 17        | C200 6053        | Gear - 40T                          | 1                 |
| 18        | C203 2216        | Driven Shaft                        | 1                 |
| 19        | C203 2309        | Pulse Disk                          | 1                 |
| 20        | C200 2205        | Bracket - Drum Rotation Sensor      | 1                 |
| 21        | C201 2207        | Gear - 18T                          | 1                 |
| 22        | C207 2211        | Bushing Stopper                     | 1                 |
| 23        | C203 2306        | Support Side Plate - Aid            | 1                 |
| 24        | C203 2318        | Reinforcement Plate                 | 1                 |
| 25        | C200 2210        | Drive ShaftAss'y                    | 1                 |

| Index No.  | Part No.          | Description                            | Q'ty Per Assembly |
|------------|-------------------|--|-------------------|
| 100        | <b>0960</b> 4008Z | Flange Head Screw -4 x 8               |                   |
| 101        | 0713 0050B        | Hexagon Nut - M5                       |                   |
| 102        | 0574 0040E        | Hexagon Headless Set Screw <b>M4x4</b> |                   |
| 103        | 0720 0080Z        | Retaining Ring - M8                    |                   |
| 104        | 08077013          | Spacer -10.2 x 14x 0.2 mm              |                   |
| 105        | 08046092          | Hexagonal Set Screw                    |                   |
| 106        | 0700 0050Z        | Flat Washer - M5                       |                   |
| 107        | 0595 0120E        | Socket Screw - M5x12                   |                   |
| 108        | 0314 0060Z        | Philips Pan Head Screw - M4x6          |                   |
| 109        | 0712 0060Z        | Hexagon Nut - M6                       |                   |
| 110        | 0623 0200E        | Spring Pin - 3x20mm                    |                   |
| 111        | 0741 3908S        | Bearing                                |                   |
| 112        | 08044046          | Spring Pin - 4x16                      |                   |
| 113        | 03150060Z         | Philips Screw - 5x6                    |                   |
| 114        | 0623 0140E        | Spring Pin - 3x14mm                    |                   |
| 115        | 0741 3807S        | Bearing                                |                   |
| 116        | 0951 5008Z        | Philips Screw With Flat Washer - M5x8  |                   |
| 117        | 0574 0050E        | Hexagon Headless Set Screw - M4x5      |                   |
| <b>118</b> | AW020041          | <b>Photointerruptor - EE-SX450-PI</b>  |                   |
| 119        | 03140080Z         | Philips Screw - 4x8                    |                   |
| 120        | 0314 0120Z        | Philips Screw - 4x12                   |                   |
| 121        | 0960 4008Z        | Flange Head Screw -4 x 8               |                   |



5. PAPER TABLE (C211)

February 28, '91



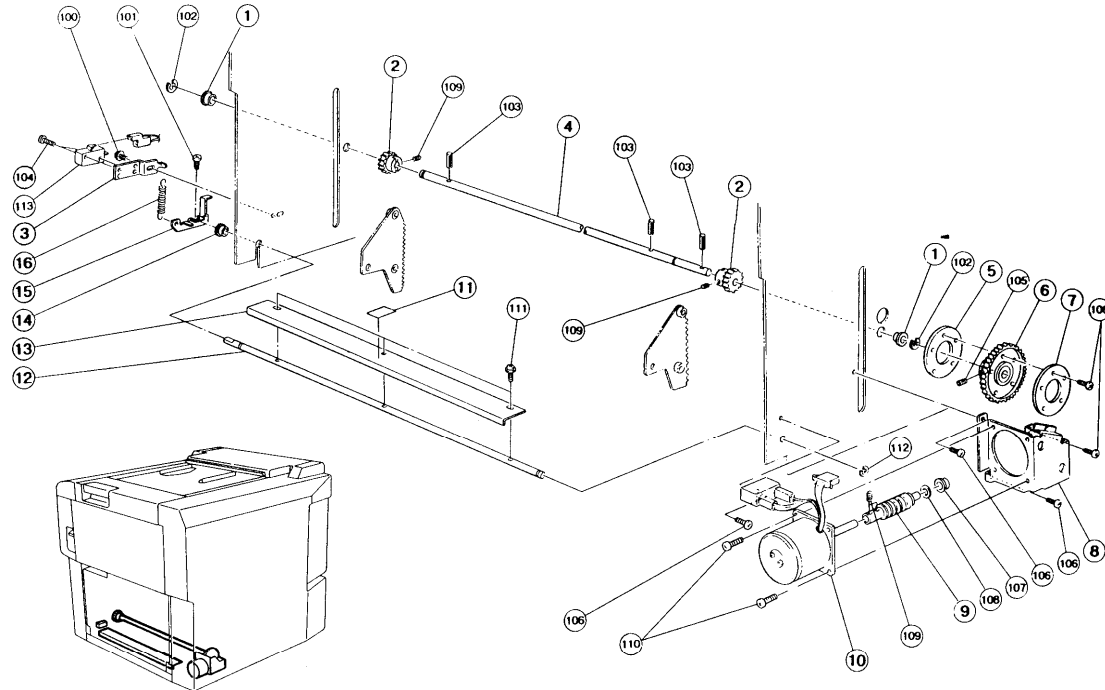


5. PAPER TABLE (C211)

February 28,'91

| Index No. | Part No.         | Description                         | Q'ty Per Assembly |
|-----------|------------------|-------------------------------------|-------------------|
| 1         | 55061536         | Screw - M4x6                        | 2                 |
| 2         | 50700923         | Spring Washer - Rotating Table      | 2                 |
| 3         | C200 5285        | Side Pad                            | 2                 |
| 4         | C200 5287        | Rubber Plate - Paper Feed           | 2                 |
| 5         | C201 5015        | Seal - M10                          | 2                 |
| 6         | 55061535         | Right Side Pad → C2015012           | 2                 |
| 7         | C200 5279        | Left Side Plate - Paper Feed        | 1                 |
| 8         | C200 5274        | Right Side Plate - Paper Feed       | 1                 |
| 9         | 52145235         | Paper Feed Sensor                   | 1                 |
| 10        | C203 5087        | Rubber Plate - Feed Table           | 1                 |
| 11        | C203 5078        | Paper Feed Table                    | 1                 |
| 12        | C203 2453        | Decal - Paper Feed Table            | 1                 |
| 13        | C203 5121        | Bushing - 8x12x9mm                  | 4                 |
| 14        | 56001107         | Snap Retainer -12                   | 2                 |
| 15        | C200 5038        | Screw Collar                        | 2                 |
| 16        | C2035114         | Bushing - 3x6x3mm                   | 1                 |
| 17        | C2035116         | Washer - 6x13x12mm                  | 1                 |
| 18        | C2035113         | Bushing - 6x3x3mm                   | 1                 |
| 19        | C2035109         | Knob Screw                          | 1                 |
| 20        | C203 5131        | Gear Cover                          | 4                 |
| 21        | C200 5335        | Side Plate Slider                   | 2                 |
| 22        | C200 5030        | Paper Feed Rack                     | 2                 |
| 23        | C2035142         | Rack Shaft                          | 4                 |
| 24        | 5606 2310 Roller |                                     | 4                 |
| 25        | C224 5126        | Right Rack                          | 1                 |
| 26        | C200 5042        | Rear Shaft - Paper Feed             | 1                 |
| 27        | C2035122         | Front Shaft - Paper Feed            | 1                 |
| 28        | C201 5040        | Actuator - Table Lower Limit Switch | 1                 |
| 29        | 55057197         | Spring - Hinge - Inking             | 2                 |
| 30        | 53091023         | Pinion Paper Feed Table             | 1                 |
| 31        | C2035105         | Supporter                           | 1                 |
| 32        | C2035120         | Position Indicator                  | 1                 |
| 33        | C201 2443        | Feed Stand Cover Sheet              | 1                 |
| 34        | C203 2422        | Feed Stand Cover                    | 1                 |
| 35        | C201 5125        | Shoulder Screw - M4                 | 1                 |

| Index No. | Part No.   | Description                            | Q'ty Per Assembly |
|-----------|------------|--|-------------------|
| 36        | C203 5119  | Arm - Paper Feed Table                 | 1                 |
| 37        | C200 5025  | Paper Feed Plate Shield                | 1                 |
| 38        | C211 5103  | Paper Feed Bottom Plate - LT           | 1                 |
| 38        | C2115104   | Paper Feed Bottom Plate - A4           | 1                 |
| 39        | C203 2716  | Decal - Paper Size - LT                | 1                 |
| 39        | C204 2718  | Decal - Paper Size - A4                | 1                 |
| 40        | C2245128   | Left Rack                              | 1                 |
| 41        | C203 8365  | Grounding Wire                         | 1                 |
| 42        | C2035148   | Fixing Plate                           | 1                 |
| 100       | 0701 0080Z | Flat Washer - M8                       |                   |
| 101       | 0323 0100Z | Philips Sunken Head Screw - M3x10      |                   |
| 102       | 0313 0100Z | Philips Pan Head Screw - M3x10         |                   |
| 103       | 09514010Z  | Philips Screw With Flat Washer M4 x    |                   |
| 104       | 0720 0040Z | Retaining Ring - M4                    |                   |
| 105       | 0720 0060Z | Retaining Ring - M6                    |                   |
| 106       | 0951 4008Z | Philips Screw With Flat Washer M4 x    |                   |
| 107       | 0710 0030Z | Hex Nut 3                              |                   |
| 108       | 0700 0040Z | Flat Washer - M4                       |                   |
| 109       | 0951 3006Z | Philips Screw With Flat Washer - M3    |                   |
| 110       | 09653010W  | Tapping Screw With Flat Washer - M3x10 |                   |
| 111       | AW020041   | Photointerruptor - EE-SX450-PI         |                   |
| 112       | 03140120Z  | Philips Screw - 4x12                   |                   |
| 113       | 03140080Z  | Philips Screw - 4x8                    |                   |



6. PAPER TABLE DRIVE (C211)

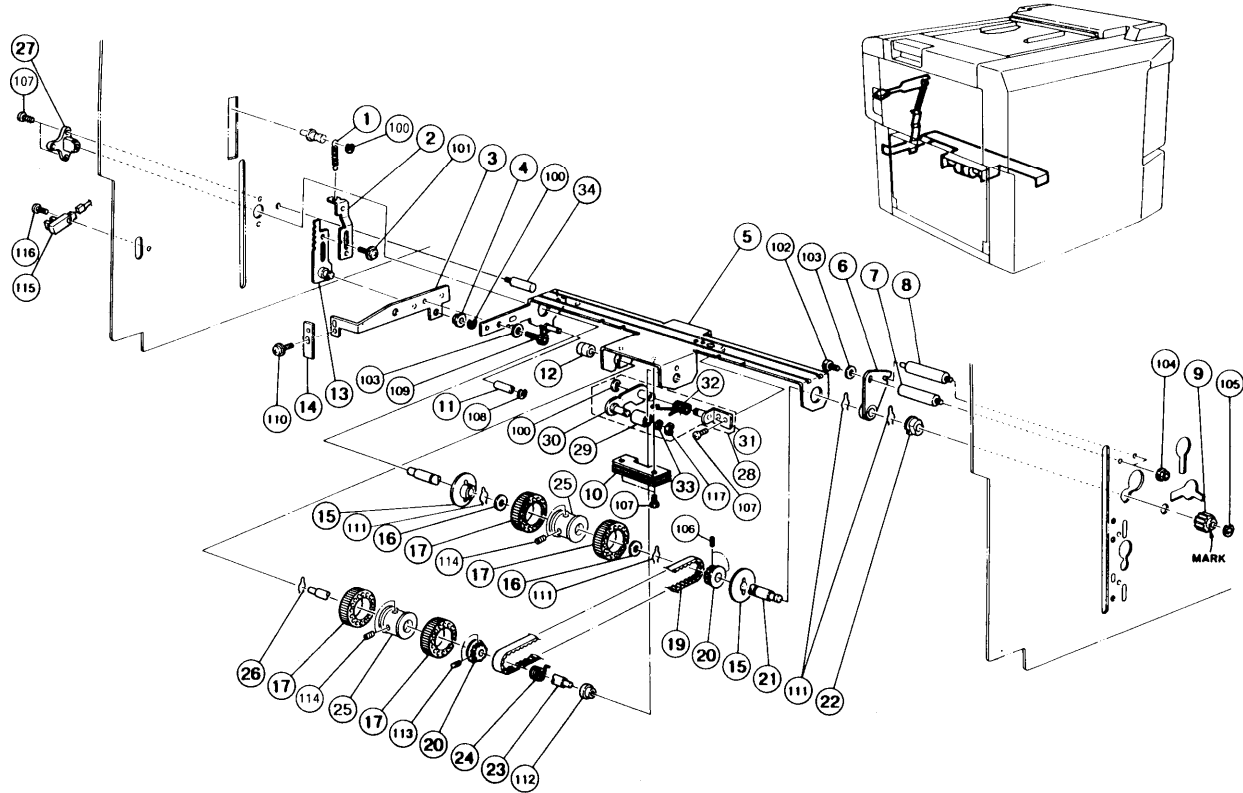
February 28, '91

| Index No. | Part No.  | Description                         | Q'ty Per Assembly |
|-----------|-----------|-------------------------------------|-------------------|
| 1         | 50530419  | Bushing - 10mm                      | 2                 |
| 2         | C201 5051 | Pinion - 24T                        | 2                 |
| 3         | C201 5161 | Bracket - Paper Table Safety Switch | 1                 |
| 4         | C2035133  | Paper Feed Table Shaft              | 1                 |
| 5         | C2015046  | Front Gear Support                  | 1                 |
| 6         | C200 5096 | Worm Wheel Gear - 18T               | 1                 |
| 7         | C201 5045 | Rear Gear Support                   | 1                 |
| 8         | C2035140  | Motor Bracket                       | 1                 |
| 9         | C2035138  | Worm Gear                           | 1                 |
| 10        | C203 8130 | Motor - AC22W                       | 1                 |
| 11        | 55066314  | Mylar - Master Feed Table           | 1                 |
| 12        | C2035152  | Safety Switch Shaft                 | 1                 |
| 13        | C2035158  | Safety Switch Plate                 | 1                 |
| 14        | 55064608  | Bushing - Paper Hold/Down Roller -  | 1                 |
| 15        | C2035153  | Safety Switch Actuator              | 1                 |
| 16        | 56073906  | Safety Switch Spring                | 1                 |

| Index No. | Part No.   | Description                           | Q'ty Per Assembly |
|-----------|------------|---------------------------------------|-------------------|
| 100       | 0951 4005Z | Philips Screw With Flat Washer - M4x5 |                   |
| 101       | 03130060Z  | Philips Pan Head Screw - M3x6         |                   |
| 102       | 0720 0080Z | Retaining Ring - M8                   |                   |
| 103       | 0624 0160E | Spring Pin - 4x1 6mm                  |                   |
| 104       | 0313 0140Z | Philips Pan Head Screw - M3x14        |                   |
| 105       | 0574 0060E | Hexagon Headless Set Screw - M4x6     |                   |
| 106       | 03140080Z  | Philips Screw - 4x8                   |                   |
| 107       | 08053208   | Ball Bearing - 6x1 0x3mm              |                   |
| 108       | 08074076   | Washer - 8.2x6. 1 x0.3mm              |                   |
| 109       | 0574 0040E | Hexagon Headless Set Screw - M4x4     |                   |
| 110       | 0315 0120Z | Philips Screw - 5x1 2                 |                   |
| 111       | 0951 3006Z | Philips Screw With Flat Washer - M3   |                   |
| 112       | 0720 0050Z | Retaining Ring - M5                   |                   |
| 113       | 12041494   | Micro Switch                          |                   |

# 7. PAPER FEED ROLLER AND PAPER SEPARATION ROLLER (C211)

February 28, '91



7. PAPER FEED ROLLER AND PAPER SEPARATION ROLLER (C211)

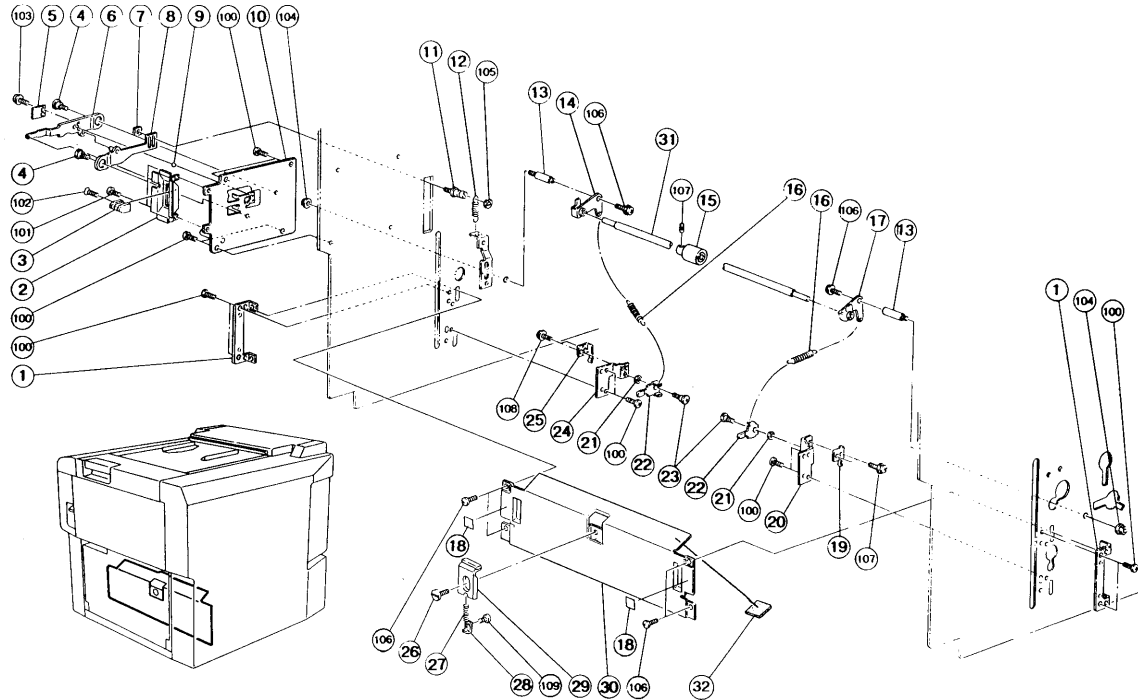
February 28, '91

MB3

| Index No. | Part No.             | Description                        | Q'ty Per Assembly |
|-----------|----------------------|------------------------------------|-------------------|
| 1         | C203 5020            | Spring - Feed Roller Pressure      | 1                 |
| 2         | C203 5025            | Spring Link                        | 1                 |
| 3         | <del>C203 5050</del> | Feed Roller Arm <i>C2095035</i>    | 1                 |
| 4         | C203 5113            | Bushing - 6x9x3mm                  | 1                 |
| 5         | C203 5057            | Feed Roller Holder                 | 1                 |
| 6         | C203 5046            | Bushing - 14x20x9mm                | 1                 |
| 7         | C203 5049            | Front Bushing Stud                 | 1                 |
| 8         | C203 5050            | Rear Bushing Stud                  | 1                 |
| 9         | C203 5220            | Gear - 18T                         | 1                 |
| 10        | C201 5073            | Arm Balancer - Feed Roller         | 1                 |
| 11        | C203 5061            | Collar - Reverse Roller Release    | 1                 |
| 12        | 56001081             | Right Bushing - Paper Feed Roller  | 1                 |
| 13        | C203 5027            | Adjusting Plate                    | 1                 |
| 14        | C203 5055            | Actuator - Paper Feed Table        | 1                 |
| 15        | 56062066             | Paper Feed Guide Disc              | 2                 |
| 16        | 56001086             | Spacer -10.2 x 20                  | 2                 |
| 17        | 55064169             | Rubber Roller - Paper Feed         | 4                 |
| 18        | 55076010             | Separator Roller Ass'y             | 1                 |
| 19        | 55076035             | Timing Belt - 162XL                | 1                 |
| 20        | 55076032             | Timing Belt Pulley - 30T           | 2                 |
| 21        | C2005130             | Upper Shaft - Separation Pressure  | 1                 |
| 22        | C2035135             | Bushing - 10mm                     | 1                 |
| 23        | C203 5043            | Pick-up Roller Shaft               | 1                 |
| 24        | 55076038             | Torque Limiter - Paper Feed Roller | 1                 |
| 25        | 55076015             | Paper Feed Roller                  | 1                 |
| 26        | 56001107             | Snap Retainer -12                  | 1                 |
| 27        | C203 5045            | Bushing - 18x24x28mm               | 1                 |
| 28        | C203 5205            | Belt Tensioner Ass'y               | 1                 |
| 29        | C203 5200            | Tension Roller                     | 1                 |
| 30        | C203 5201            | Tension Arm                        | 1                 |
| 31        | C203 5208            | Tension Bracket                    | 1                 |
| 32        | C203 5215            | Tension Spring                     | 1                 |
| 33        | C203 5225            | Spacer - 8x11x1                    | 1                 |
| 34        | C203 5051            | Arm Stopper                        | 1                 |



| Index No. | Part No.   | Description                         | Q'ty Per Assembly |
|-----------|------------|-------------------------------------|-------------------|
| 100       | 0720 0040Z | Retaining Ring - M4                 |                   |
| 101       | 0951 3005Z | Philips Pan Head Screw - M3 x 5     |                   |
| 102       | 0594 0080E | Bolt - M4x8                         |                   |
| 103       | 0701 0040Z | Flat Washer - M4                    |                   |
| 104       | 0713 0040B | Hexagon Nut - M4                    |                   |
| 105       | 0720 0050Z | Retaining Ring - M5                 |                   |
| 106       | 0574 0040E | Hexagon Headless Set Screw - M4x4   |                   |
| 107       | 03140080Z  | Philips Screw - 4x8                 |                   |
| 108       | 0720 0030Z | Retaining Ring - M3                 |                   |
| 109       | 0594 0080Z | Bolt - M4x8                         |                   |
| 110       | 0951 3006Z | Philips Screw With Flat Washer - M3 |                   |
| 111       | 08044055   | Pin                                 |                   |
| 112       | 08053263   | Bearing -6 x 10x 6mm                |                   |
| 113       | 0554 0040E | Allen Screw - M4x4                  |                   |
| 114       | 0574 0080E | Hexagon Headless Set Screw - M4x8   |                   |
| 115       | AW020041   | Photointerruptor - EE-SX450-PI      |                   |
| 116       | 0314 0120Z | Philips Screw - 4x12                |                   |
| 117       | 0573 0040E | Hexagon Headless Set Screw - M3x4   |                   |

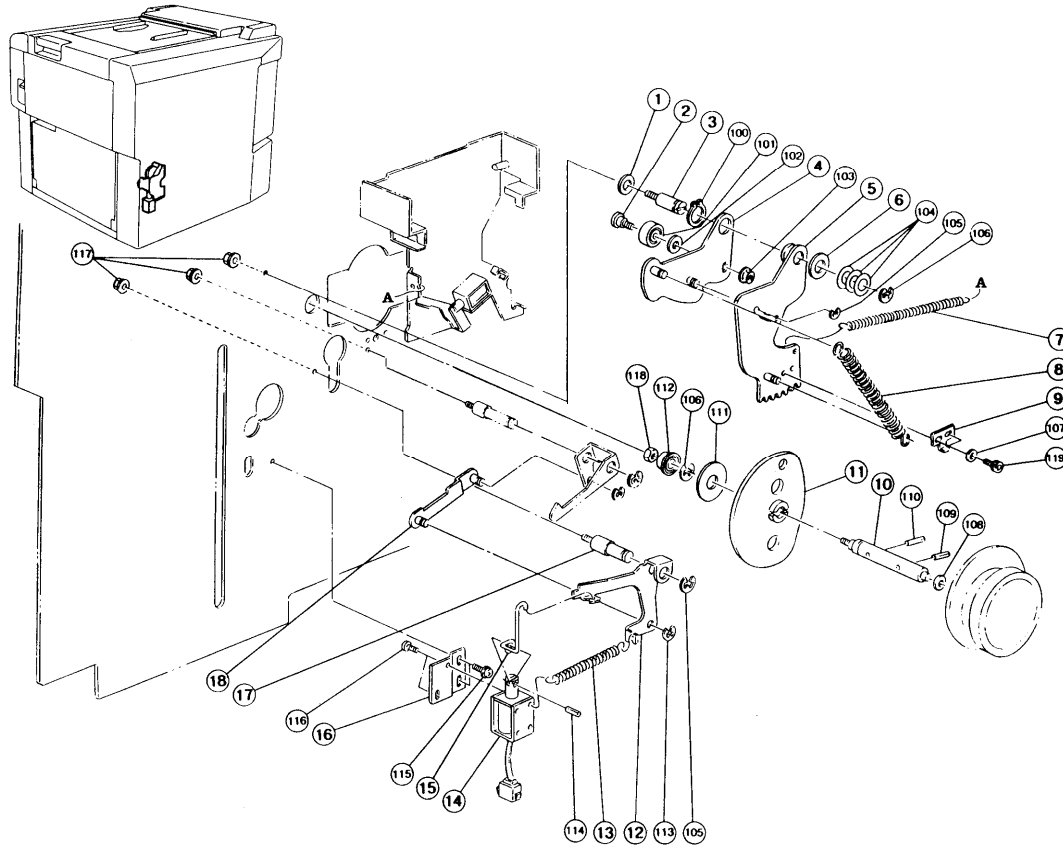


8. PAPER SEPARATION ROLLER (C211)

February 28, '91

| Index No. | Part No.  | Description                           | Q'ty Per Assembly |
|-----------|-----------|---------------------------------------|-------------------|
| 1         | C201 5075 | Guide Plate Bracket                   | 2                 |
| 2         | C203 2708 | Lever Bracket                         | 1                 |
| 3         | C201 2425 | Adjusting Lever                       | 1                 |
| 4         | C209 5220 | Lever Shaft                           | 2                 |
| 5         | 55018180  | Flat Spring - Feed Roller Pressure    | 1                 |
| 6         | C203 5007 | Paper Feed Lever                      | 1                 |
| 7         | 55064235  | Plate Nut - Paper Pressure            | 1                 |
| 8         | C203 5013 | Lever Supporter                       | 1                 |
| 9         | 55018195  | Steel Ball 3/16                       | 1                 |
| 10        | C203 2026 | Lever Bracket-Paper Feed              | 1                 |
| 11        | C203 5017 | Spring Stud                           | 1                 |
| 12        | C203 5020 | Spring - Feed Roller Pressure         | 1                 |
| 13        | C201 5090 | Separation Roller Pressure Stud       | 1                 |
| 14        | C203 5062 | Left Arm - Separation                 | 1                 |
| 15        | 55076018  | Lower Separator Roller                | 1                 |
| 16        | C201 5080 | Separation Roller Pressure Spring     | 2                 |
| 17        | C203 5066 | Right Arm - Separation                | 1                 |
| 18        | C203 2728 | Decal - Paper Separator               | 2                 |
| 19        | C201 5086 | Spring Plate - Right                  | 1                 |
| 20        | C201 5084 | Right Bracket - Separation Pressure   | 1                 |
| 21        | C201 5089 | Washer - M6                           | 2                 |
| 22        | C201 5088 | Separation Pressure Lever             | 2                 |
| 23        | 54032075  | Shoulder Screw                        | 2                 |
| 24        | C2015083  | Left Bracket - Separation Pressure    | 1                 |
| 25        | C2015082  | Spring Plate - Left                   | 1                 |
| 26        | 55076060  | Guide Screw - Front Plate             | 1                 |
| 27        | C2005106  | Paper Feed Pressure Spring            | 1                 |
| 28        | 55076058  | Spring Hook - Separator Pressure      | 1                 |
| 29        | 55076055  | Front Guide Plate                     | 1                 |
| 30        | C203 5086 | Guide Plate                           | 1                 |
| 31        | C2015077  | Lower Separation Roller Ass'y         | 1                 |
| 10        | C2032025  | Lever Bracket - Paper Feed - 11/12/91 |                   |
| 10        | C2112025  | 11 - 220/240                          |                   |

| Index No. | Part No.   | Description                         | Q'ty Per Assembly |
|-----------|------------|-------------------------------------|-------------------|
| 100       | 03140080Z  | Philips Screw - 4x8                 |                   |
| 101       | 08011004   | Screw - M4x4                        |                   |
| 102       | 0323 0100Z | Philips Sunken Head Screw - M3x10   |                   |
| 103       | 0951 3006Z | Philips Screw With Flat Washer - M3 |                   |
| 104       | 07130040B  | Hexagon Nut - M4                    |                   |
| 105       | 0720 0040Z | Retaining Ring - M4                 |                   |
| 106       | 0951 4008Z | Philips Screw With Flat Washer M4 x |                   |
| 107       | 0574 0040E | Hexagon Headless Set Screw - M4x4   |                   |
| 108       | 0951 3005Z | Philips Pan Head Screw - M3 x 5     |                   |
| 109       | 08011135   | Philips Pan Head Screw - M3x3       |                   |
| 110       | 0433 0080Z | Tapping Screw - M3x8                |                   |





9. PAPER FEED DRIVE (C211)

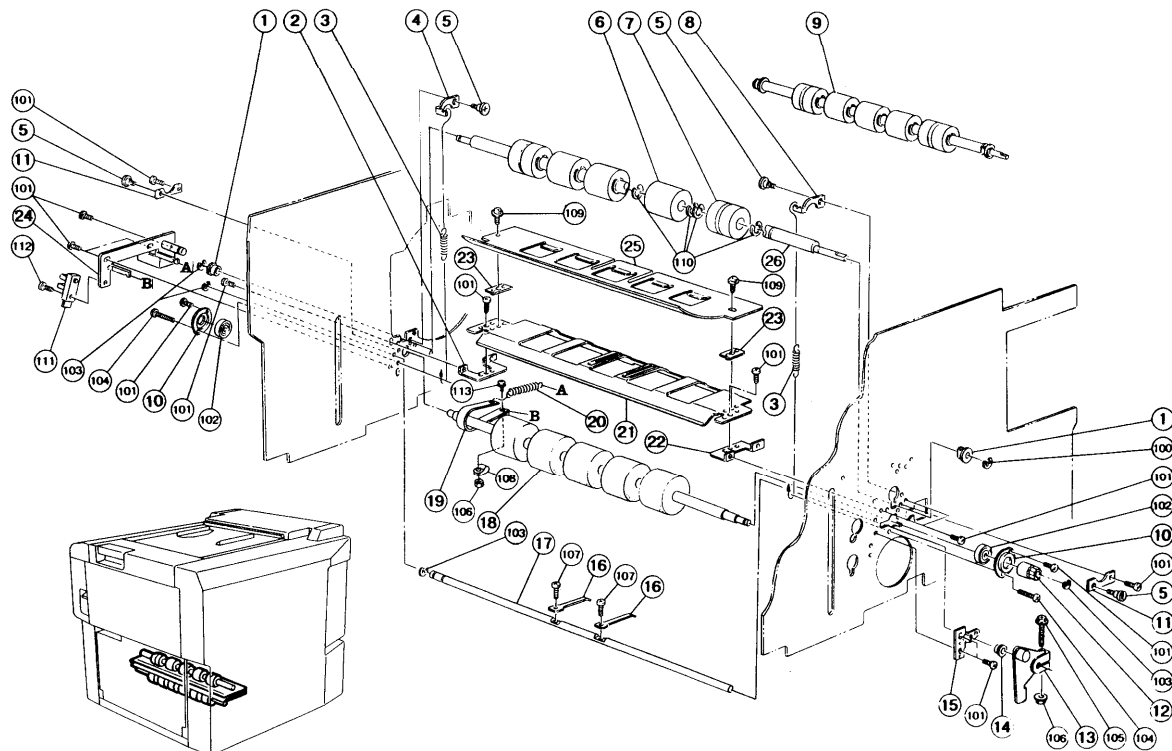
February 28, '91

| Index | Part No.         | Description                      | Q'ty Per Assembly |
|-------|------------------|----------------------------------|-------------------|
| 1     | 55015929         | Spacer -5.2 mm x 16 mm x 1 → Cbs | 1                 |
| 2     | C2035194         | Shoulder Screw - M4              | 1                 |
| 3     | <b>C200</b> 5207 | Sector Gear Stud → C2195127      | 1                 |
| 4     | C200 5190        | Paper Feed <b>Sector Cam</b>     | 1                 |
| 5     | C2035175         | Sector Gear → C2245101           | 1                 |
| 6     | 56001086         | Spacer- 10.2x20 → Cbs            | 1                 |
| 7     | <b>C200</b> 5222 | Sector Spring                    | 1                 |
| 8     | <b>C200</b> 5205 | Paper Feed Spring                | 1                 |
| 9     | C2035180         | Sector Gear Stopper              | 1                 |
| 10    | C201 2228        | Feed Cam Shaft                   | 1                 |
| 11    | C2135110         | Paper Feed Cam                   | 1                 |
| 12    | C200 5238        | Sector Stopper - Feed Roller     | 1                 |
| 13    | <b>C200</b> 5235 | Paper Feed Solenoid Spring       | 1                 |
| 14    | <b>C200</b> 8432 | Paper Feed Solenoid              | 1                 |
| 15    | <b>C200</b> 5226 | Link - Paper Feed Solenoid       | 1                 |
| 16    | <b>C200</b> 5225 | Bracket - Paper Feed Solenoid    | 1                 |
| 17    | C203 2073        | Stopper Stud - Paper Feed        | 1                 |
| 18    | C201 5101        | Link                             | 1                 |



| Index No.  | Part No.          | Description                         | Q'ty Per Assembly |
|------------|-------------------|-------------------------------------|-------------------|
| 100        | 0725 0220Z        | Retaining Ring - M22                |                   |
| 101        | 07403007          | Ball Bearing - 7x19x6mm             |                   |
| 102        | 08075004          | Washer                              |                   |
| 103        | 07130040B         | Hexagon Nut - M4                    |                   |
| 104        | 08077018          | Washer- M10 → Cbs                   |                   |
| 105        | 0720 0060Z        | Retaining Ring - M6                 |                   |
| 106        | 0720 <b>0080Z</b> | Retaining Ring - <b>M8</b>          |                   |
| <b>107</b> | 0701 0040Z        | Flat Washer - M4                    |                   |
| 108        | 08077013          | Spacer -10.2 x 14x 0.2 mm           |                   |
| 109        | 0624 0160E        | Spring Pin - 4x16mm                 |                   |
| 110        | 08044048          | Spring Pin - 4x20                   |                   |
| 111        | 08077055          | Holder - Main Shaft                 |                   |
| 112        | 0741 3807S        | Bearing                             |                   |
| 113        | 0720 0040Z        | Retaining Ring - M4                 |                   |
| 114        | 0623 0100E        | Spring Pin - 3x10mm                 |                   |
| 115        | 0951 <b>4006Z</b> | Philips Screw With Flat Washer - M4 |                   |
| 116        | 0313 0040Z        | Philips Pan Head Screw - M3x4       |                   |
| 117        | 07130050B         | Hexagon Nut - M5                    |                   |
| 118        | 07120060Z         | Hexagon Nut - M6                    |                   |
| 119        | 0594 0060E        | Socket Screw - 4x6                  |                   |





10. 2ND FEED ROLLER (C211)

February 28, '91

| Index No. | Part No.             | Description                         | Q'ty Per Assembly |
|-----------|----------------------|-------------------------------------|-------------------|
| 1         | C200 5150            | Bushing - 7x18x9mm                  | 2                 |
| 2         | C2005137             | Left Bracket - Guide Plate          | 1                 |
| 3         | 55056528             | Spring - Press Roller               | 2                 |
| 4         | C2005154             | Left Spring Arm                     | 1                 |
| 5         | C201 5125            | Shoulder Screw - M4                 | 4                 |
| 6         | C2005148             | Upper Feed Second Roller            | 1                 |
| 7         | C200 5340            | Upper Feed Roller                   | 1                 |
| 8         | C2005155             | Right Spring Arm                    | 1                 |
| 9         | C201 5138            | Upper Second Feed Roller Ass'y      | 1                 |
| 10        | C201 5134            | Bearing Holder                      | 2                 |
| 11        | C2005153             | Bushing Supporter                   | 2                 |
| 12        | <del>C200 5201</del> | Gear - 14T <i>C2095231</i>          | 1                 |
| 13        | <del>C203 5515</del> | Paper Detecting Arm <i>C2095515</i> | 1                 |
| 14        | 56001080             | Bush - Paper Feed Roller - Left     | 1                 |
| 15        | C201 5505            | Height Sensor Bracket               | 1                 |
| 16        | C200 5504            | Paper Detecting Pin                 | 2                 |
| 17        | C200 5503            | Paper Detecting Shaft               | 1                 |
| 18        | C203 5230            | Lower Second Feed Roller            | 1                 |
| 19        | 56062213             | Lower Second Feed Roller Brake      | 1                 |
| 20        | 55018328             | Spring - Feed Roller Brake          | 1                 |
| 21        | C201 5124            | Lower Guide Plate                   | 1                 |
| 22        | C2005138             | Right Bracket - Guide Plate         | 1                 |
| 23        | C2005135             | Guide Plate Spacer                  | 2                 |
| 24        | C213 2034            | Counter Sensor Shaft                | 1                 |
| 25        | C2015123             | Upper Guide Plate                   | 1                 |
| 26        | C201 5139            | Upper Shaft - Feed Roller           | 1                 |

MB2  
MB4

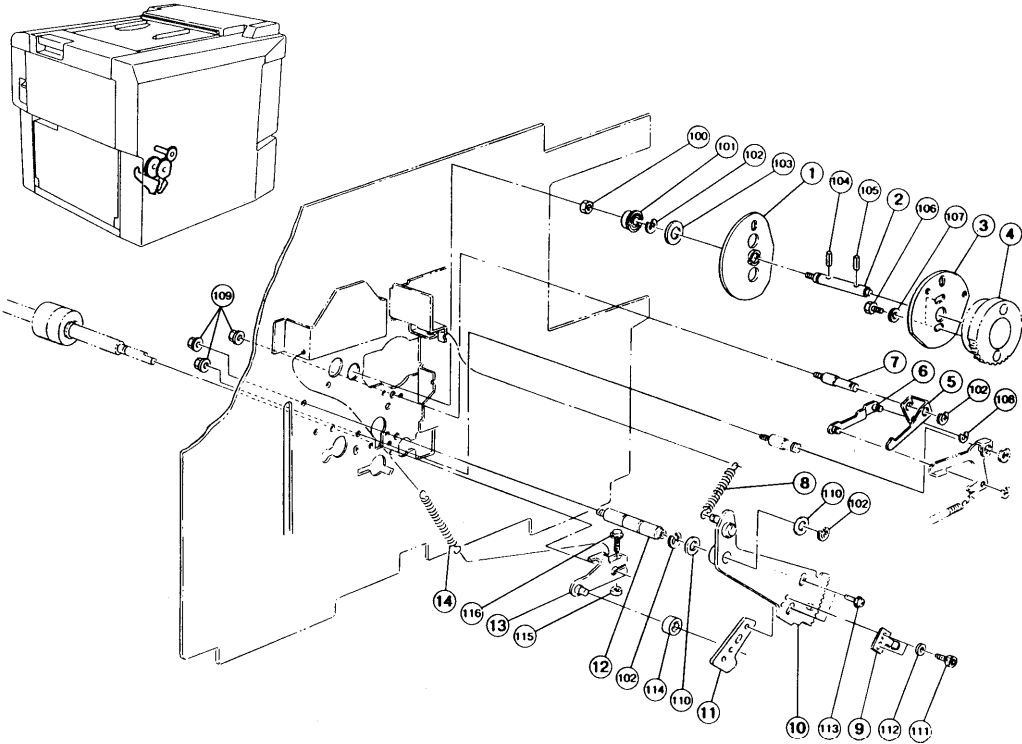


MB4  
MB4

MB4



| Index No.      | Part No.              | Description                                | Q'ty Per Assembly |
|----------------|-----------------------|--|-------------------|
| 100            | 0720 0060Z            | Retaining Ring - M6                        |                   |
| 101            | 03140080Z             | Philips Screw - 4x8                        |                   |
| 102            | 07403010              | Bali Bearing - 10x26x8mm                   |                   |
| 103            | 0720 0050Z            | Retaining Ring - M5                        |                   |
| 104            | 03140200Z             | Philips Screw - 4x20                       |                   |
| <del>105</del> | <del>0804 6000</del>  | <del>Hexagon Bolt - M4</del>               |                   |
| <del>106</del> | <del>0710 0040B</del> | <del>Hexagon Nut - M4</del>                |                   |
| 107            | 03130050Z             | Philips Screw - 3x5                        |                   |
| 108            | 11050010              | Nylon Clip - 6N                            |                   |
| 109            | 0951 4006Z            | Philips Screw With Flat Washer - M4        |                   |
| 110            | 08050084              | Retaining Ring                             |                   |
| 111            | 14030539              | Photointerruptor - EE-SX450-PI-2A W/2x4H   |                   |
| 112            | 0314 0100Z            | Philips Screw - 4x10                       |                   |
| 113            | 0951 4010Z            | Philips Screw With Flat Washer M4 x        |                   |
| 114            | <i>05730050E</i>      | <i>Hexagon Headless Set Screw - M3 x 5</i> |                   |

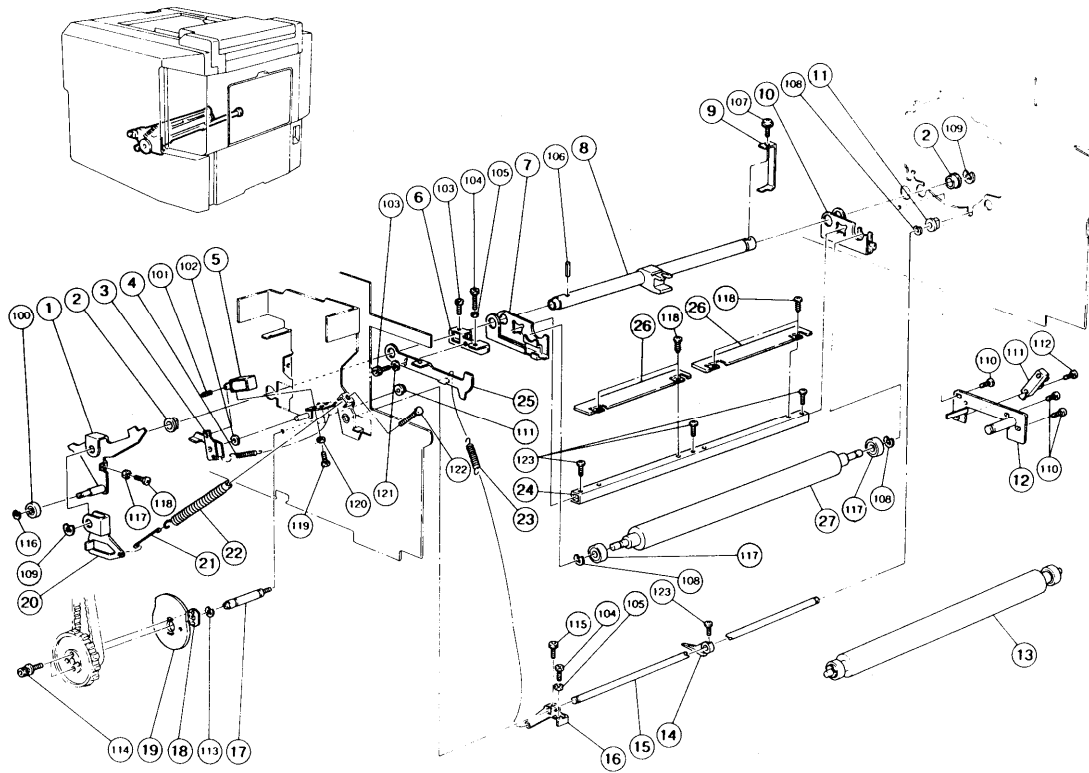


11. 2ND FEED DRIVE (C211)

February 28,'91

| Index No. | Part No.  | Description             | Q'ty Per Assembly |
|-----------|-----------|-------------------------|-------------------|
| 1         | C2135110  | Paper Feed Cam          | 1                 |
| 2         | C201 2228 | Feed Cam Shaft          | 1                 |
| 3         | C213 5120 | Second Feed Roller Cam  | 1                 |
| 4         | C201 2229 | Gear - 50T              | 1                 |
| 5         | C200 5239 | Feed Sector Stopper     | 1                 |
| 6         | C201 5101 | Link                    | 1                 |
| 7         | C203 2075 | Feed Gear Stopper Shaft | 1                 |
| 8         | C200 5222 | Sector Spring           | 1                 |
| 9         | C2035191  | Sector Gear Stopper     | 1                 |
| 10        | C2035184  | Sector Gear             | 1                 |
| 11        | C200 5223 | Lift Cam                | 1                 |
| 12        | C203 2072 | Feed Cam Shaft          | 1                 |
| 13        | C201 5142 | Lift Arm - Feed Roller  | 1                 |
| 14        | C201 5145 | Lift Arm Spring         | 1                 |

| Index | Part No.   | Description                           | Q'ty Per Assembly |
|-------|------------|---------------------------------------|-------------------|
| 100   | 07120060Z  | Hexagon Nut - M6                      |                   |
| 101   | 0741 3807S | Bearing                               |                   |
| 102   | 07200080Z  | Retaining Ring - M8                   |                   |
| 103   | 08077055   | Holder - Main Shaft                   |                   |
| 104   | 08044048   | Spring Pin - 4x20                     |                   |
| 105   | 0624 0160E | Spring Pin - 4x16mm                   |                   |
| 106   | 05850100Z  | Bolt - M5x10                          |                   |
| 107   | 0701 0050Z | Flat Washer - M5                      |                   |
| 108   | 0720 0040Z | Retaining Ring - M4                   |                   |
| 109   | 07130050B  | Hexagon Nut - M5                      |                   |
| 110   | 08077018   | Washer - M10                          |                   |
| 111   | 05940060E  | Socket Screw - 4x6                    |                   |
| 112   | 0701 0040Z | Flat Washer - M4                      |                   |
| 113   | 09515010Z  | Philips Screw W/T Flat Washer - M5x10 |                   |
| 114   | 07403808   | Bearing - 8x16x5mm                    |                   |
| 115   | 07130040B  | Hexagon Nut - M4                      |                   |
| 116   | 08046090   | Hexagon Bolt - M4                     |                   |



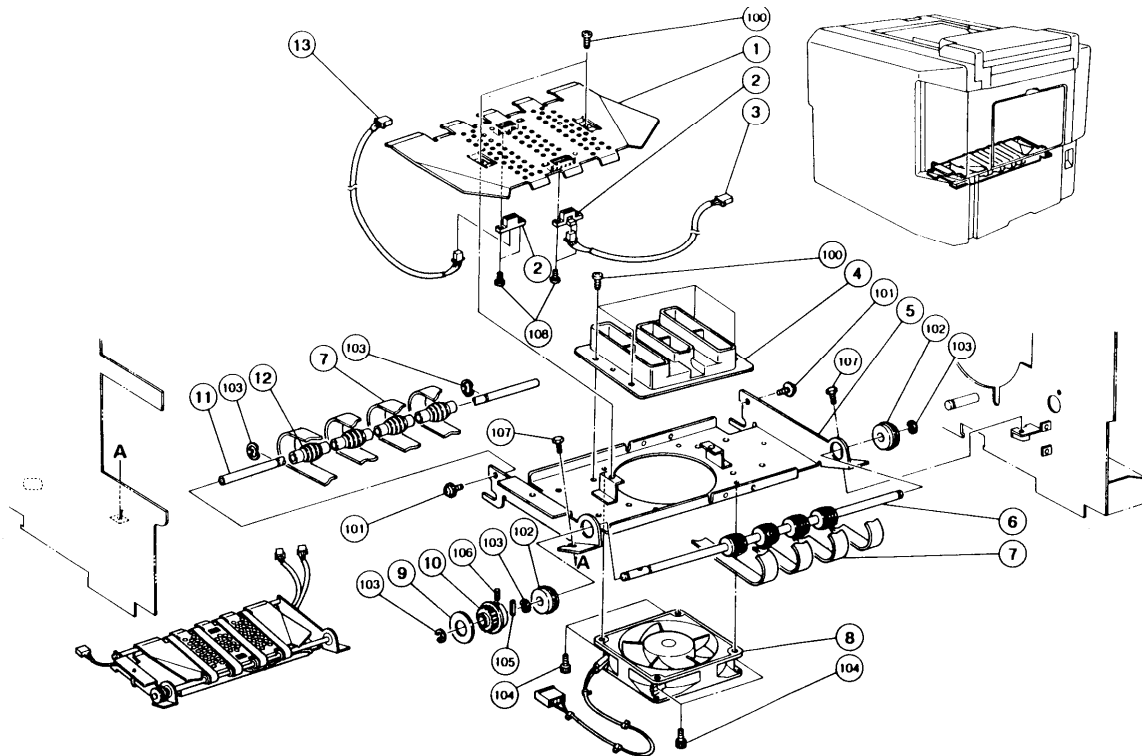
12. PRESS ROLLER (C211)

February 28, '91

| Index No. | Part No.  | Description                         | Qty Per Assembly |
|-----------|-----------|-------------------------------------|------------------|
| 1         | C200 5566 | Pressure On/Off Lever               | 1                |
| 2         | c200 5526 | Print Pressure Bushing              | 2                |
| 3         | C200 5565 | Print Pressure Stopper              | 1                |
| 4         | 55017559  | Spring - Master Feed                | 1                |
| 5         | C200 8432 | Paper Feed Solenoid                 | 1                |
| 6         | C200 6002 | Adjusting Arm                       | 1                |
| 7         | C200 5553 | Right Arm - Print Pressure          | 1                |
| 8         | C203 5505 | Print Pressure Shaft                | 1                |
| 9         | C203 5507 | Shielding Plate                     | 1                |
| 10        | C200 5552 | Left Arm - Print Pressure           | 1                |
| 11        | 50530223  | Bushing - 8mm                       | 1                |
| 12        | C213 2034 | Counter Sensor Shaft                | 1                |
| 13        | C211 5553 | Press Roller Ass'y - <b>LG/A4</b>   | 1                |
| 13        | C203 5509 | Press Roller Ass'y - B4             | 1                |
| 14        | C200 6008 | Exit <b>Pawl</b>                    | 1                |
| 15        | C203 6003 | <b>Pawl</b> Shaft                   | 1                |
| 16        | C200 6004 | Exit Pawl Lever                     | 1                |
| 17        | c200 2225 | Pressure Cam Shaft                  | 1                |
| 18        | c200 2224 | Plate Nut - Print Pressure Cam      | 1                |
| 19        | C213 5560 | Printer Pressure Cam - <b>LG/B4</b> | 1                |
| 19        | C211 5595 | Printer Pressure Cam - A4           | 1                |
| 20        | C200 5541 | Print Pressure Arm                  | 1                |
| 21        | C200 5543 | Pressure Spring Link                | 1                |
| 22        | 56073261  | Print Pressure Spring               | 1                |
| 23        | 56072814  | Roller Spring                       | 1                |
| 24        | C201 5550 | Printing Pressure Stay              | 1                |
| 25        | C203 6004 | <b>Pawl</b> Cam                     | 1                |
| 26        | C200 5557 | Rear Guide Plate                    | 2                |
| 27        | C211 5554 | Press Roller <b>LG/B4</b>           | 1                |
| 27        | C201 5555 | Press Roller - B4 <b>LG/A4</b>      | 1                |
| 28        | C2032083  |                                     |                  |

| Index No.      | Part No.              | Description                         | Qty Per Assembly |
|----------------|-----------------------|-------------------------------------|------------------|
| 100            | 07403206              | Ball Bearing                        |                  |
| 101            | 0623 0100E            | Spring Pin - 3x10mm                 |                  |
| 102            | 0700 <b>0060G</b>     | Flat Washer - M6                    |                  |
| 103            | 0594 <b>0060E</b>     | Socket Screw - 4x6                  |                  |
| 104            | 0584 <b>0121Z</b>     | Hexagon Bolt - M4x12                |                  |
| 105            | 0710 0040Z            | Hex Nut 4                           |                  |
| <del>106</del> | <del>0624 0220E</del> | <del>Spring Pin - 4x20mm</del>      |                  |
| 107            | 0951 <b>4008Z</b>     | Philips Screw With Flat Washer M4 x |                  |
| 108            | 0720 0060Z            | Retaining Ring - M6                 |                  |
| 109            | 0720 0120Z            | Retaining Ring - M12                |                  |
| 110            | 031 40080Z            | Philips Screw - 4x8                 |                  |
| 111            | 071 30050B            | Hexagon Nut - M5                    |                  |
| 112            | 0314 <b>0100Z</b>     | Philips Screw - 4x10                |                  |
| 113            | 0720 0100Z            | Retaining Ring - M10                |                  |
| 114            | 08046092              | Hexagonal <b>Set Screw</b>          |                  |
| 115            | 0593 <b>0080E</b>     | Bolt M3x8                           |                  |
| 116            | 0720 0040Z            | Retaining Ring - M4                 |                  |
| 117            | 07403007              | Ball Bearing - 7x19x6mm             |                  |
| 118            | 0433 0080Z            | Tapping Screw - M3x8                |                  |
| 120            | 0701 0030Z            | Flat Washer - M3                    |                  |
| 121            | 0701 0040Z            | Flat Washer - M4                    |                  |
| 122            | 05860451 z            | Hexagon Bolt - M6x45                |                  |
| 123            | 031 30060Z            | Philips Pan Head Screw - M3x6       |                  |
| 124            | (4030539              | Photo Sensor - EE-SX950-P1          |                  |
| 106            | 08049020              | Spring Pin - 4x22                   |                  |





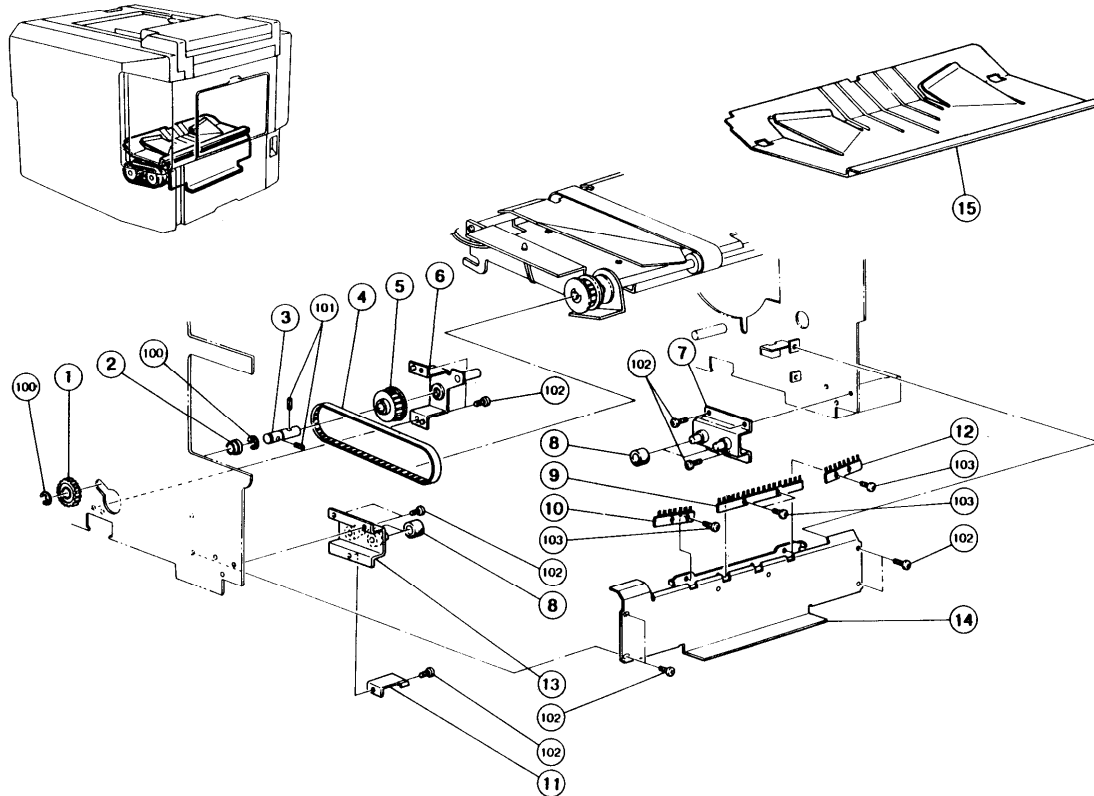


13. PAPER DELIVERY I (C211)

February 28, '91

| Index No. | Part No.  | Description                   | Q'ty Per Assembly |
|-----------|-----------|-------------------------------|-------------------|
|           | C207 1027 | Paper Delivery Unit           | 1                 |
| 1         | C207 6005 | Vacuum Plate                  | 1                 |
| 2         | 14030456  | Photo Sensor                  | 2                 |
| 3         | C207 8055 | 2nd Paper Exit Sensor Harness | 1                 |
| 4         | C207 6017 | Vacuum Duct                   | 1                 |
| 5         | C207 6001 | Vacuum Plate Base             | 1                 |
| 6         | C207 6009 | Drive Roller - Transport Belt | 1                 |
| 7         | C207 6011 | Transport Belt                | 4                 |
| 8         | C207 8410 | Blower Motor - AC 14/13W      | 1                 |
| 9         | C203 6065 | Pulley Flange                 | 1                 |
| 10        | C201 6080 | Pulley - 16T                  | 1                 |
| 11        | C207 6019 | Idler Roller Shaft            | 1                 |
| 12        | C207 6008 | Idler Roller - Transport Belt | 4                 |
| 13        | C207 8053 | 1st Paper Exit Sensor Harness | 1                 |

| Index No. | Part No.   | Description              | Q'ty Per Assembly |
|-----------|------------|--------------------------|-------------------|
| 100       | 0434 0060Z | Tapping Screw - M4x6     |                   |
| 101       | 0960 4008Z | Flange Head Screw -4 x 8 |                   |
| 102       | 08053452   | Ball Bearing - 10x22x6mm |                   |
| 103       | 0720 0080Z | Retaining Ring - M8      |                   |
| 104       | 0594 0080E | Bolt - M4x8              |                   |
| 105       | 0623 0160E | Spring Pin - 3x16mm      |                   |
| 106       | 0554 0040E | Allen Screw - M4x4       |                   |
| 107       | 0594 0080E | Bolt - M4x8              |                   |




14. PAPER DELIVERY II (C211)

February 28, '91

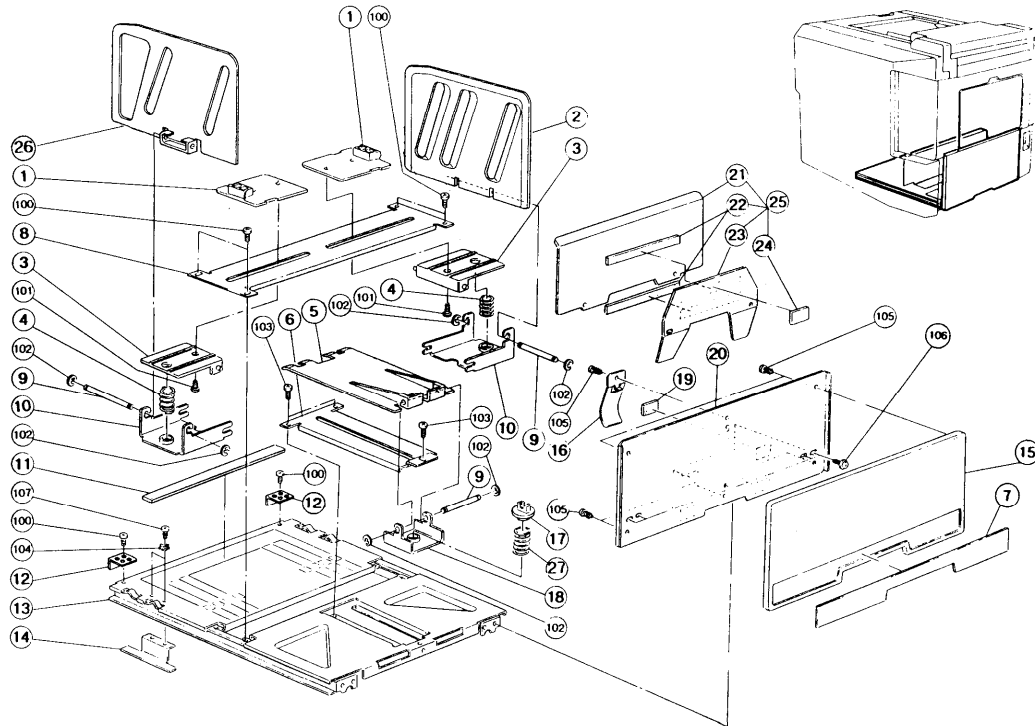
| Index No. | Part No.  | Description                       | Q'ty Per Assembly |
|-----------|-----------|-----------------------------------|-------------------|
| 1         | C200 6058 | Gear - 28T                        | 1                 |
| 2         | 50700719  | Bearing - Shaft - Drive - Fitting | 1                 |
| 3         | C203 6064 | Idle Shaft                        | 1                 |
| 4         | C200 6060 | Timing Belt - 170XU               | 1                 |
| 5         | C200 6059 | Pulley - 25T                      | 1                 |
| 6         | C203 6060 | Vacuum Drive Bracket              | 1                 |
| 7         | C203 6070 | Left Bracket                      | 1                 |
| 8         | C203 6076 | Slider Roller                     | 2                 |
| 9         | C2006135  | Antistatic Brush                  | 1                 |
| 10        | C203 6085 | 2nd Antistatic Brush              | 1                 |
| 11        | C203 6077 | Leaf Spring                       | 1                 |
| 12        | C203 6073 | Right Bracket                     | 1                 |
| 13        | C207 6201 | Shelter Plate                     | 1                 |
| 14        | C207 6081 | Paper Delivery Plate              | 1                 |
| 12        | C203 6085 | 2nd Antistatic Brush              | 1                 |

13  
15



| Index No. | Part No.   | Description                   | Q'ty Per Assembly |
|-----------|------------|-------------------------------|-------------------|
| 100       | 0720 0080Z | Retaining Ring - M8           |                   |
| 101       | 06230180E  | Spring Pin - 3x18mm           |                   |
| 102       | 0314 0080Z | Philips Screw - 4x8           |                   |
| 103       | 0313 0040Z | Philips Pan Head Screw - M3x4 |                   |



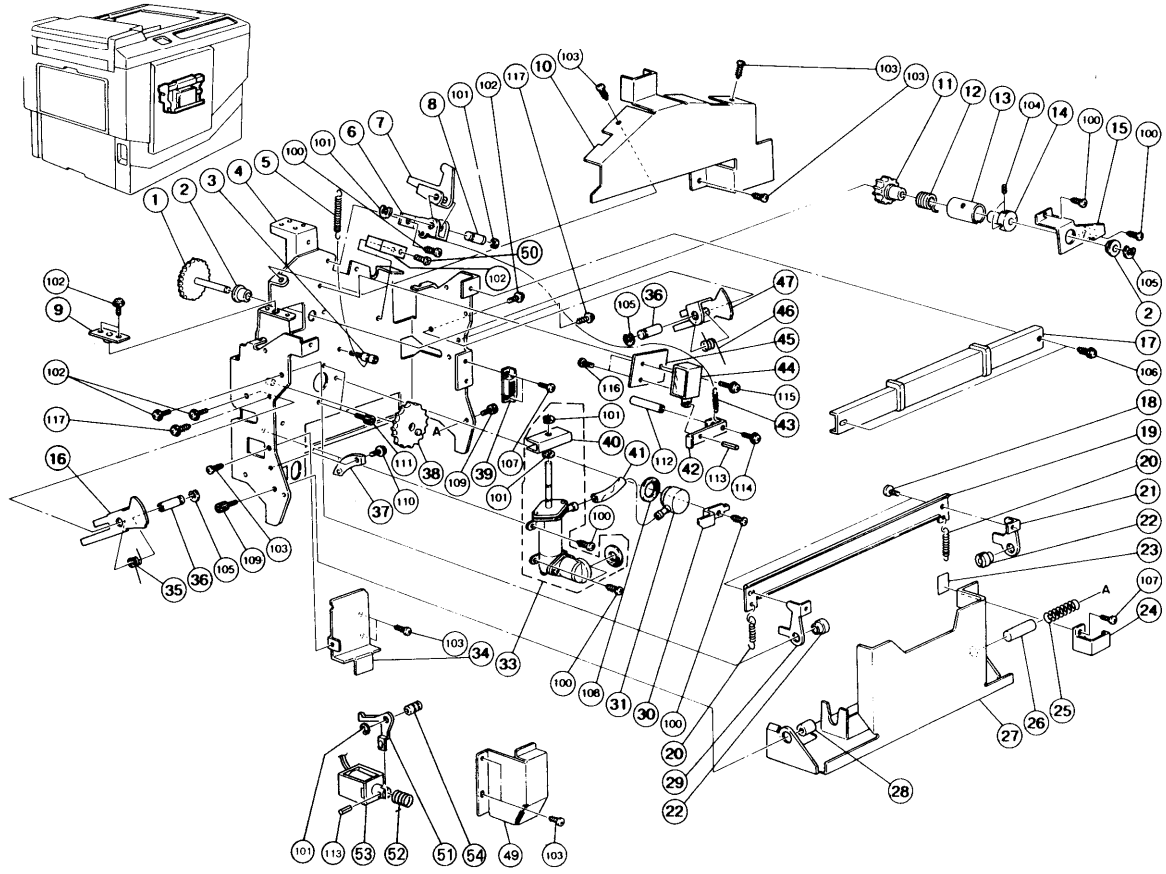


15. DELIVERY TABLE (C211)

February 28,'91

| Index No. | Part No.             | Description                           | Q'ty Per Assembly |
|-----------|----------------------|---------------------------------------|-------------------|
| *         | C2036164             | Delivery Table Unit                   | 1                 |
| 1         | C2036123             | Guide Slider                          | 2                 |
| 2         | <del>C207 6118</del> | <del>Left Guide Plate</del> C213 6118 | 1                 |
| 3         | C2036122             | Guide Plate Slider                    | 2                 |
| 4         | C2076125             | Guide Plate Spring                    | 2                 |
| 5         | C2076132             | Support End Fence                     | 1                 |
| 6         | C203 6129            | End Fence Support Rail                | 1                 |
| 7         | C201 2447            | Paper Delivery Cover Sheet            | 1                 |
| 8         | C2036115             | Guide Plate Rail                      | 1                 |
| 9         | C203 6132            | End Fence Support Shaft               | 3                 |
| 10        | C203 6124            | Guide Plate Bracket                   | 2                 |
| 11        | C203 6139            | Sponge Seal - 4x12x200                | 1                 |
| 12        | C203 6078            | Delivery Table Stopper                | 2                 |
| 13        | C2076104             | Delivery Table - A4                   | 1                 |
| 13        | C207 6220            | Delivery Table - LT                   | 1                 |
| 14        | C2036138             | Antistatic Bracket                    | 1                 |
| 15        | C201 2445            | Paper Delivery Cover                  | 1                 |
| 16        | C2036147             | Leaf Spring                           | 1                 |
| 17        | C2036134             | End Fence Support Slider              | 1                 |
| 18        | C2036135             | Support Bracket                       | 1                 |
| 19        | C203 6145            | Rubben Seal - 2x20x30                 | 1                 |
| 20        | C2036143             | Delivery Table Fence                  | 1                 |
| 21        | C203 6151            | End Fence                             | 1                 |
| 22        | C201 6115            | Fence Sponge                          | 2                 |
| 23        | C203 6152            | Fence Supporter                       | 1                 |
| 24        | 55054189             | Felt - Side Plate C2156110            | 1                 |
| 25        | C203 6150            | End Fence Ass'y                       | 1                 |
| 26        | C213 6119            | Right Guide Plate                     | 1                 |
| 27        | C2036125             | Guide Plate Spring                    | 1                 |

| Index No. | Part No.   | Description                           | Q'ty Per Assembly |
|-----------|------------|---------------------------------------|-------------------|
| 100       | 0314 0080Z | Philips Screw - 4x8                   |                   |
| 101       | 0433 0082Z | Tapping Screw - M3x8                  |                   |
| 102       | 0720 0030Z | Retaining Ring -M3                    |                   |
| 103       | 0313 0060Z | Philips Pan Head Screw - M3x6         |                   |
| 104       | 0704 0030W | Toothed Washer - M3                   |                   |
| 105       | 0433 0062W | Hexagon Head Tapping Screw - M3x6     |                   |
| 106       | 0951 4008Z | Philips Screw With Flat Washer - M4x8 |                   |
| 107       | 0313 0060W | Philips Pan Head Screw - M3x6         |                   |

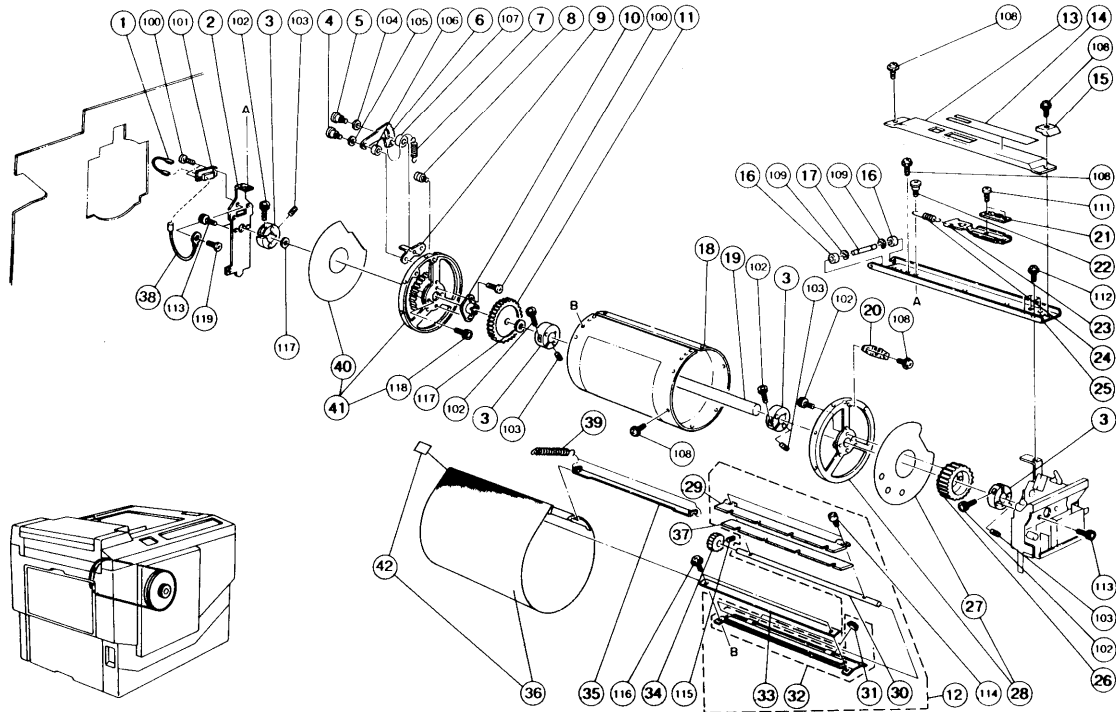


16. DRUM SECTION I (C211)

February 28,'91

| Index No. | Part No.         | Description                     | Qty Per Assembly |
|-----------|------------------|---------------------------------|------------------|
| 1         | C200 4852        | Gear - 50T                      | 1                |
| 2         | 55076624         | Bushing - 8x16x45mm             | 2                |
| 3         | 54132266         | Spring Anchor                   | 1                |
| 4         | C211 4570        | Drum Side Plate                 | 1                |
| 5         | C200 4914        | Drum Stopper Spring             | 1                |
| 6         | C200 4912        | Drum Stopper Bracket            | 1                |
| 7         | C203 4532        | Drum Stopper                    | 1                |
| 8         | C200 4913        | Drum Stopper Shaft              | 1                |
| 9         | <b>C200</b> 4814 | Bushing - 6x10x55mm             | 1                |
| 10        | C207 4575        | Side Plate Cover                | 1                |
| 11        | C201 4674        | Gear - 25T                      | 1                |
| 12        | C201 4676        | Clutch Spring                   | 1                |
| 13        | C200 4861        | Pump Clutch Sleeve              | 1                |
| 14        | C201 4067        | Pump Clutch Collar              | 1                |
| 15        | C201 4677        | Clutch Bracket                  | 1                |
| 16        | C211 4631        | Left Arm - Drum Lock            | 1                |
| 17        | C201 4636        | Drum Unit Handle                | 1                |
| 18        | 54003404         | Stepped Screw                   | 1                |
| 19        | C200 4639        | Release Lever - Drum Lock       | 1                |
| 20        | C200 4640        | Stopper Spring - Drum Lock      | 2                |
| 21        | C200 4637        | Right Stopper - Drum Lock       | 1                |
| 22        | C200 4638        | Drum Lock Shaft - Small         | 2                |
| 23        | <b>C200</b> 4928 | Seal - 0.5x14x9                 | 1                |
| 24        | C201 4639        | Ink Holder Handle               | 1                |
| 25        | C201 4682        | Ink Cartridge Spring            | 1                |
| 26        | <b>C200</b> 4924 | Right Shaft - Ink Holder        | 1                |
| 27        | C203 4553        | Ink Holder                      | 1                |
| 28        | C200 4923        | Left Shaft - Ink Holder         | 1                |
| 29        | C200 4636        | Left Stopper - Drum Lock        | 1                |
| 30        | <b>C200</b> 4813 | Support Plate - Ink Antechamber | 1                |
| 31        | C200 4810        | Ink Antechamber                 | 1                |
| 33        | C201 4670        | Ink Pump                        | 1                |
| 34        | C200 4623        | Rear Cover - Drum Side Plate    | 1                |
| 35        | <b>C200</b> 4634 | Drum Lock Spring - Left         | 1                |
| 36        | C200 4633        | Drum Lock Shaft - Long          | 2                |

| Index No. | Part No.          | Description                         | Qty Per Assembly |
|-----------|-------------------|-------------------------------------|------------------|
| 37        | <b>C200</b> 4926  | Ink Holder Cam                      | 1                |
| 38        | C200 4867         | Gear - 50T                          | 1                |
| 39        | 50540536          | Magnet Catch Ass'y                  | 1                |
| 40        | C201 4679         | Ink Pump Slider                     | 1                |
| 41        | C200 4815         | Vinyl Tube - M6                     | 1                |
| 42        | C200 4862         | Ink Stopper                         | 1                |
| 43        | 56073705          | Drive Spring                        | 1                |
| 44        | <b>C201</b> 8062  | Ink Supply Solenoid                 | 1                |
| 45        | C200 4864         | Bracket - Ink Supply Solenoid       | 1                |
| 46        | C200 4635         | Drum Lock Spring - Right            | 1                |
| 47        | C211 4632         | Right Arm - Drum Lock               | 1                |
| 49        | C207 4576         | Lower Cover                         | 1                |
| 50        | C207 4574         | Spring Cover                        | 1                |
| 51        | C207 4567         | Arm Stopper                         | 1                |
| 52        | C207 4568         | Release Spring                      | 1                |
| 53        | C207 8211         | Drum Lock Solenoid                  | 1                |
| 54        | C207 4566         | Arm Stopper Shaft                   | 1                |
| 100       | 0434 0080Z        | Tapping Screw - M4x8                | 1                |
| 101       | 0720 0050Z        | Retaining Ring -M5                  | 1                |
| 102       | 0951 4006Z        | Philips Screw With Flat Washer - M4 | 1                |
| 103       | 0434 0060Z        | Tapping Screw - M4x6                | 1                |
| 104       | 0574 0050E        | Hexagon Headless Set Screw - M4x5   | 1                |
| 105       | 0720 0060Z        | Retaining Ring - M6                 | 1                |
| 106       | 0964 4008Z        | Tapping Screw W/Washer - M4x8       | 1                |
| 107       | 03140060Z         | Philips Pan Head Screw - M4x6       | 1                |
| 108       | 08080021          | Rubber Ring                         | 1                |
| 109       | 0594 0080Z        | Bolt - M4x8                         | 1                |
| 110       | 09514010Z         | Philips Screw With Flat Washer M4 x | 1                |
| 111       | 0594 0080E        | Bolt - M4x8                         | 1                |
| 112       | <b>0707</b> 4160B | Bushing - 4x16mm                    | 1                |
| 113       | 0623 0080E        | Spring Pin - 3x8mm                  | 1                |
| 114       | 0951 4020Z        | Philips Screw With Flat Washer - M4 | 1                |
| 115       | 0960 4006Z        | Philips Frang Screw - M4x6          | 1                |
| 116       | 03130040Z         | Philips Pan Head Screw - M3x4       | 1                |
| 117       | 04340100Z         | Pan Head Self-tapping Screw - M4x10 | 1                |





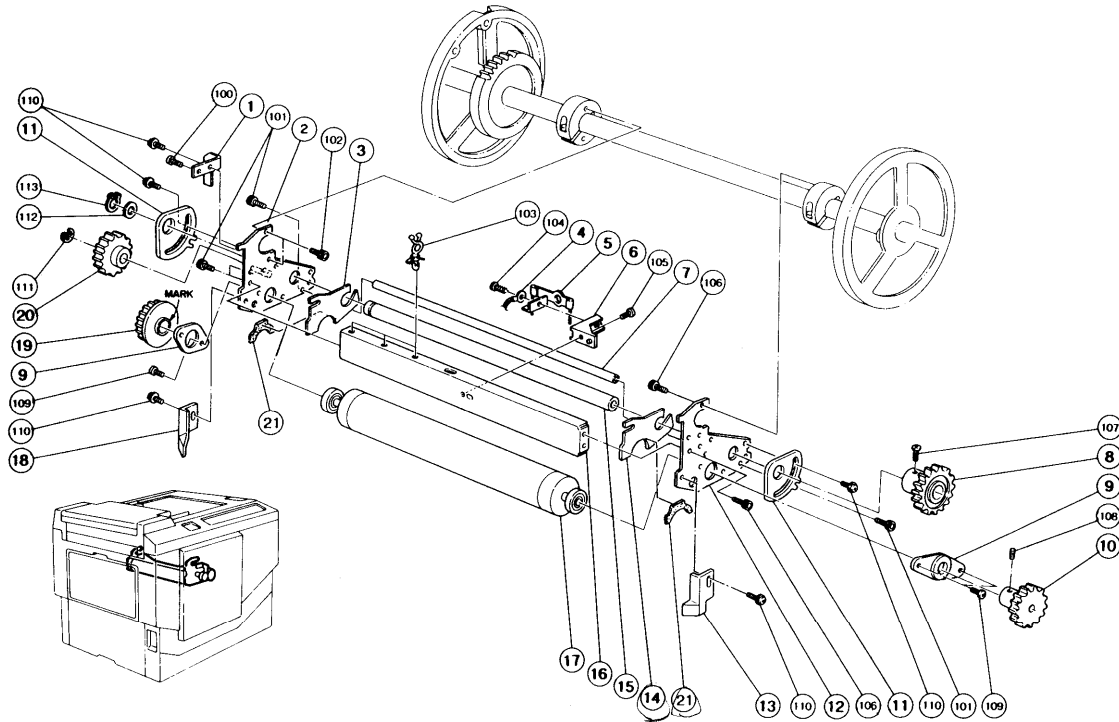
17. DRUM SECTION II (C211)

February 28, '91

| Index No. | Part No.  | Description                          | Q'ty Per Assembly |
|-----------|-----------|--------------------------------------|-------------------|
| 1         | C200 8524 | Color Drum Harness                   | 1                 |
| 2         | C200 4613 | Rear Side Plate - Drum               | 1                 |
| 3         | C200 4653 | Drum Shaft Bracket                   | 4                 |
| 4         | 55066069  | Step Screw - Etching Middle Roller   | 1                 |
| 5         | C200 4946 | Clamper Setter Shaft                 | 1                 |
| 6         | C200 4944 | Sector Gear - 9T                     | 1                 |
| 7         | C200 4945 | Sector Gear Spring                   | 1                 |
| 8         | 54133082  | Spring Anchor - Lock Lever           | 1                 |
| 9         | C201 4686 | Interrupter Plate                    | 1                 |
| 10        | C211 4674 | Drive Flange - Ink Roller            | 1                 |
| 11        | C200 4672 | Gear - 48T                           | 1                 |
| 12        | C207 4948 | Drum Clamper Ass'y <i>→ C2194948</i> | 1                 |
| 13        | C201 4613 | Drum Rail Cover                      | 1                 |
| 14        | C2012543  | Decal - Drum Caution                 | 1                 |
| 15        | C207 4611 | Front Stopper Guide                  | 1                 |
| 16        | C201 4604 | Drum Rail Roller                     | 2                 |
| 17        | C200 4627 | Drum Rail Shaft                      | 1                 |
| 18        | C211 4691 | Metal Screen - A4                    | 1                 |
| 18        | C211 4690 | Metal screen - LG                    | 1                 |
| 18        | C213 4690 | Metal screen - B4                    | 1                 |
| 19        | C2114650  | Drum Shaft                           | 1                 |
| 20        | C201 4681 | Stopper Plate                        | 1                 |
| 21        | C201 4609 | Stopper Releasing Lever              | 1                 |
| 22        | 55066111  | Step Screw - Stopper - Upper Guide   | 1                 |
| 23        | C2014606  | Stopper Releasing Plate              | 1                 |
| 24        | C201 4610 | Drum Slider Spring                   | 1                 |
| 25        | C200 4625 | Drum Rail                            | 1                 |
| 26        | C200 4673 | Gear - 50T                           | 1                 |
| 27        | C200 4678 | Front Shield - Drum Flange           | 1                 |
| 28        | C201 4648 | Front Drum Flange                    | 1                 |
| 29        | C207 4938 | Clamper Plate                        | 1                 |
| 30        | C219 4941 | Clamper Shaft                        | 1                 |
| 31        | C222 4947 | Clamper Rubber                       | 1                 |
| 32        | C215 4950 | Drum Clamper Base Ass'y              | 1                 |
| 33        | C211 4682 | Screen Front Plate                   | 1                 |



| Index No. | Part No.             | Description                             | Q'ty Per Assembly |
|-----------|----------------------|---|-------------------|
| 34        | C200 4942            | Pinion - 9T                             | 1                 |
| 35        | C211 4683            | Screen Rear Plate                       | 1                 |
| 36        | C213 4583            | Stainless Screen - B4 <i>→ C2194583</i> | 1                 |
| 36        | C211 4586            | Tetron Screen - A4                      | 1                 |
| 36        | C211 4588            | Tetron Screen - LG                      | 1                 |
| 37        | C207 4940            | Clamper Magnet                          | 1                 |
| 38        | C200 8522            | Ground Wire                             | 1                 |
| 39        | C203 4524            | Screen Plate Spring                     | 1                 |
| 40        | C200 4679            | Rear Shield - Drum Flange               | 1                 |
| 41        | <del>C203 4560</del> | Rear Drum Flange                        | 1                 |
| 42        | C207 4550            | Sensor Sheet - 8x20                     | 1                 |
| 100       | 03140080Z            | Philips Screw - 4x8                     | 1                 |
| 101       | 11021341             | Connector - 8P                          | 1                 |
| 102       | 05950140E            | Hexagon Bolt - M5x14                    | 1                 |
| 103       | 05750080E            | Hexagon Headless Set Screw - M5x8       | 1                 |
| 104       | 08074126             | Flat Washer - 6.2x12x0.2mm              | 1                 |
| 105       | 0807 5044            | Spacer - 8.1mm x 11.5mm x 0.2           | 1                 |
| 106       | 0807 5076            | Washer - 8x13x2.2mm                     | 1                 |
| 107       | 08073103             | Washer - 4x13x2.3mm                     | 1                 |
| 108       | 0951 4006Z           | Philips Screw With Flat Washer - M4     | 1                 |
| 109       | 07200050Z            | Retaining Ring - M5                     | 1                 |
| 110       | 0314 0060Z           | Philips Pan Head Screw - M4x6           | 1                 |
| 111       | 0323 0050Z           | Philips Sunken Head Screw - M3x5        | 1                 |
| 112       | 09604006Z            | Philips Flange Screw - M4x6             | 1                 |
| 113       | 0594 0080Z           | Bolt - M4x8                             | 1                 |
| 114       | 08046091             | Hexagonal Set Screw - M2x5              | 1                 |
| 115       | 0574 0050E           | Hexagon Headless Set Screw - M4x5       | 1                 |
| 116       | 0951 4008Z           | Philips Screw With Flat Washer M4 x     | 1                 |
| 117       | 08077114             | Washer - 16x24x0.3mm                    | 1                 |



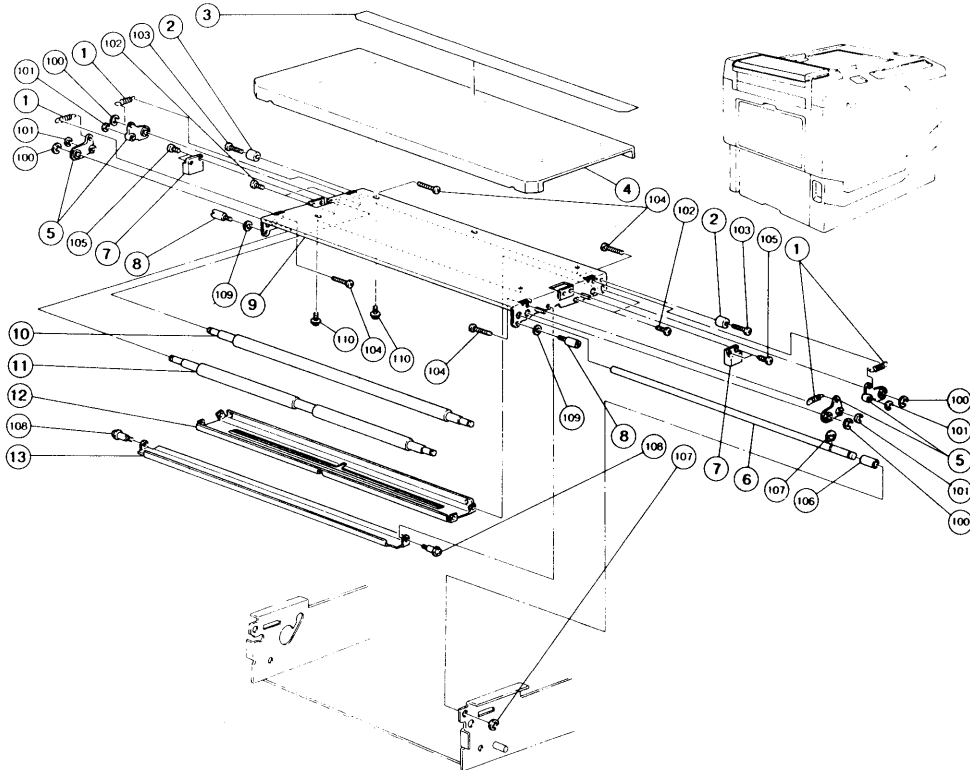
18. DRUM SECTION III (C211)

February 28, '91

| Index No. | Part No.  | Description                     | Q'ty Per Assembly |
|-----------|-----------|---------------------------------|-------------------|
| 1         | C200 4749 | Ground Plate                    | 1                 |
| 2         | C213 4665 | Rear Side Plate - Ink Roller    | 1                 |
| 3         | C215 4551 | Rear Bank Plate                 | 1                 |
| 4         | C200 8520 | Ink Detector Harness            | 1                 |
| 5         | C203 4543 | Ink Detector                    | 1                 |
| 6         | C200 4733 | Ink Detector Bracket            | 1                 |
| 7         | C211 4715 | Shaft Stay - Ink Roller         | 1                 |
| 8         | C200 4748 | Gear - 45T                      | 1                 |
| 9         | C201 4665 | Bearing Holder                  | 2                 |
| 10        | C200 3629 | Gear - 20T                      | 1                 |
| 11        | C200 4723 | Adjusting Plate - Doctor Roller | 2                 |
| 12        | C213 4664 | Front Side Plate - Ink Roller   | 1                 |
| 13        | C207 4745 | Front Drum Blade                | 1                 |
| 14        | C215 4550 | Front Bank Plate                | 1                 |
| 15        | C211 4722 | Drum Doctor Roller              | 1                 |
| 16        | C211 4664 | Ink Roller Stay                 | 1                 |
| 17        | C211 4666 | Drum Ink Roller - LG/A4         | 1                 |
| 17        | C201 4666 | Drum Ink Roller - B4            | 1                 |
| 18        | C207 4746 | Rear Drum Blade                 | 1                 |
| 19        | C207 4670 | Gear - 24Z                      | 1                 |
| 20        | C207 4672 | Gear - 36Z                      | 1                 |
| 21        | C215 4554 | Sponge - Bank Plate             | 2                 |
| 2.2       | C215 4557 |                                 | 2                 |



| Index No. | Part No.   | Description                       | Q'ty Per Assembly |
|-----------|------------|-----------------------------------|-------------------|
| 100       | 0314 0080Z | Philips Screw - 4x8               |                   |
| 101       | 0594 0060E | Socket Screw - 4x6                |                   |
| 102       | 0594 0080Z | Bolt - M4x8                       |                   |
| 103       | 0725 0160E | Retaining Ring C - M16            |                   |
| 104       | 0434 0082Z | Tapping Screw - M4x8              |                   |
| 105       | 0314 0060Z | Philips Pan Head Screw - M4x6     |                   |
| 106       | 0594 0080E | Bolt - M4x8                       |                   |
| 107       | 03130050Z  | Philips Screw - 3x5               |                   |
| 108       | 0573 0040E | Hexagon Headless Set Screw - M3x4 |                   |
| 109       | 03130040Z  | Philips Pan Head Screw - M3x4     |                   |
| 110       | 0951 4006Z | Philips Screw With Flat Washer M4 |                   |
| 111       | 0720 0050Z | Retaining Ring - M5               |                   |
| 112       | 08077114   | Washer - 16x24x0.3mm              |                   |

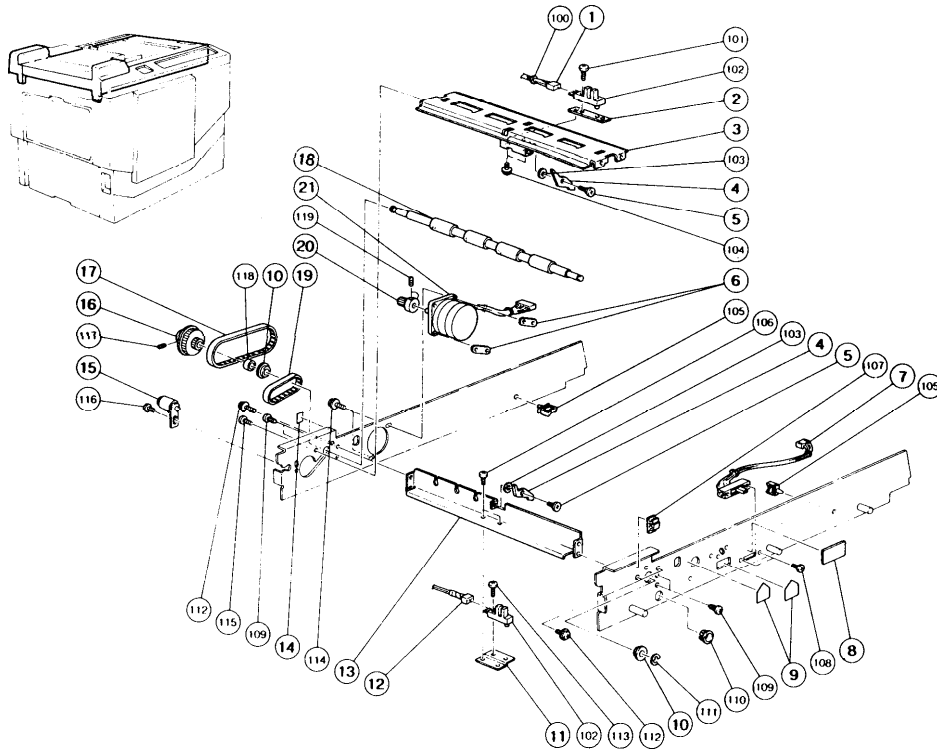


19. SCANNER SECTION I (C211)

February 28, '91

| Index No. | Part No.  | Description                      | Q'ty Per Assembly |
|-----------|-----------|----------------------------------|-------------------|
| 1         | C200 3049 | Pressure Arm Spring              | 4                 |
| 2         | C200 3052 | Adjusting Shaft                  | 2                 |
| 3         | C201 2454 | Decal - Original Table Cover     | 1                 |
| 4         | C201 3024 | Original Table Cover             | 1                 |
| 5         | C200 3048 | Pressure Arm                     | 4                 |
| 6         | C200 3047 | Shaft - Scanner Unit             | 1                 |
| 7         | C200 3053 | Magnet Catch                     | 2                 |
| 8         | C200 3045 | Shoulder Screw - Inner Cover     | 2                 |
| 9         | C200 3041 | Inner Cover - Original Transport | 1                 |
| 10        | C200 3065 | Original Press Roller            | 1                 |
| 11        | C2023107  | Transport Roller                 | 1                 |
| 12        | C201 3066 | Original Guide                   | 1                 |
| 13        | C201 3067 | Platen Plate                     | 1                 |

| Index No. | Part No.   | Description                     | Q'ty Per Assembly |
|-----------|------------|---------------------------------|-------------------|
| 100       | 0720 0050Z | Retaining Ring - M5             |                   |
| 101       | 0720 0030Z | Retaining Ring - M3             |                   |
| 102       | 03130050Z  | Philips Screw - 3x5             |                   |
| 103       | 0313 0140Z | Philips Pan Head Screw - M3x14  |                   |
| 104       | 0313 0120Z | Philips Screw - 3x12            |                   |
| 105       | 0433 0080Z | Tapping Screw - M3x8            |                   |
| 106       | 0707 6150B | Bushing - 6x1 5mm               |                   |
| 107       | 0720 0040Z | Retaining Ring - M4             |                   |
| 108       | 08030043   | Screw - M3x11                   |                   |
| 109       | 0701 0030Z | Flat Washer - M3                |                   |
| 110       | 0951 3005Z | Philips Pan Head Screw - M3 x 5 |                   |

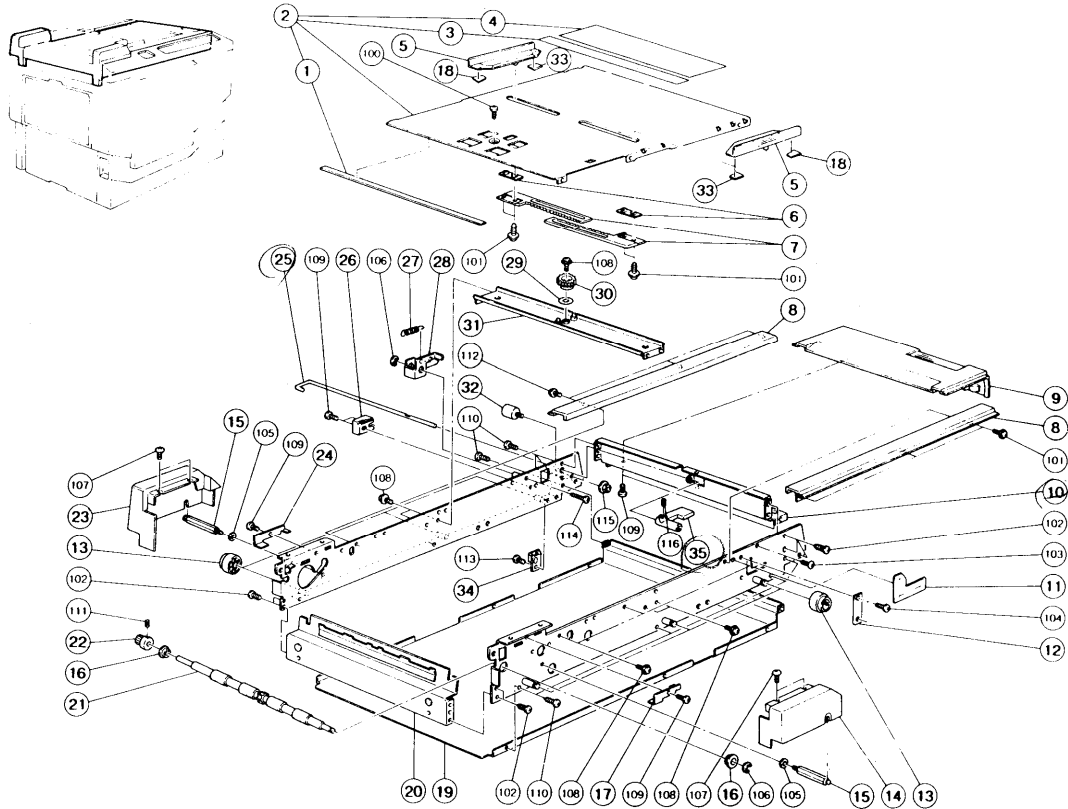


20. SCANNER SECTION II (C211)

February 28, '91

| Index No. | Part No.             | Description                      | Q'ty Per Assembly |
|-----------|----------------------|----------------------------------|-------------------|
| 1         | C203 8085            | Original Sensor Harness          | 1                 |
| 2         | <b>C201</b> 3074     | Sensor Holder - Rear             | 1                 |
| 3         | C203 3065            | Guide Plate                      | 1                 |
| 4         | C2003114             | Sensor Actuator                  | 2                 |
| 5         | C2003115             | Shoulder Screw - Sensor Actuator | 2                 |
| 6         | C203 3043            | Meter Plate                      | 2                 |
| 7         | C203 8015            | Image Density Switch             | 1                 |
| 8         | C203 2730            | Decal - Printing Density         | 1                 |
| 9         | C2053150             | Seal - Large                     | 2                 |
| 10        | 55076624             | Bushing - 8x16x45mm              | 2                 |
| 11        | C201 3073            | Sensor Holder - Front            | 1                 |
| 12        | C2038084             | Scanner Harness                  | 1                 |
| 13        | C203 3036            | Sensor Stay                      | 1                 |
| 14        | C2053155             | Seal - 0.5x16x23                 | 1                 |
| 15        | C203 3044            | Tension Roller                   | 1                 |
| 16        | C200 3031            | Coupled Pulley - 20T & 48T       | 1                 |
| 17        | C203 3042            | Timing Belt - 128MXL             | 1                 |
| 18        | C201 3068            | First Original Feed Roller       | 1                 |
| 19        | C200 3036            | Timing Belt - 100XL              | 1                 |
| 20        | C203 3041            | Pulley - 15T                     | 1                 |
| 21        | <del>C200 8420</del> | <del>Motor - DC7.2W</del>        | 1                 |
|           | C203 2125            | Motor - DC2.25W                  |                   |

| Index No. | Part No.          | Description  | Q'ty Per Assembly |
|-----------|-------------------|--|-------------------|
| 100       | 11050042          | Binder - Harness                                       |                   |
| 101       | 0313 0100Z        | Philips Pan Head Screw - M3x10                         |                   |
| 102       | 14030539          | <b>Photointerruptor - EE-SX450-PI</b> → <i>AW 0204</i> |                   |
| 103       | 0701 0030Z        | Flat Washer - M3                                       |                   |
| 104       | 0951 3005Z        | Philips Pan Head Screw - M3 x 5                        |                   |
| 105       | 11050106          | Wire Saddle  |                   |
| 106       | 03130060W         | Philips Pan Head Screw - M3x6                          |                   |
| 107       | 11050172          | Clamp  |                   |
| 108       | 08011236          | Screw - M2.6x4   |                   |
| 109       | 0434 <b>0080Z</b> | Tapping Screw - M4x8                                   |                   |
| 110       | 11060411          | Bushing -11.5mm  |                   |
| 111       | 0720 0060Z        | Retaining Ring - M6                                    |                   |
| 112       | 0951 3006Z        | Philips Screw With Flat Washer - M3                    |                   |
| 113       | 03140100W         | Philips Pan Head Screw - M4x10                         |                   |
| 114       | 09514010Z         | Philips Screw With Flat Washer M4 x                    |                   |
| 115       | 03130060Z         | Philips Pan Head Screw - M3x6                          |                   |
| 117       | 0554 0040E        | Allen Screw - M4x4                                     |                   |
| 118       | 0707 <b>8080B</b> | Bushing - 8x8mm  |                   |



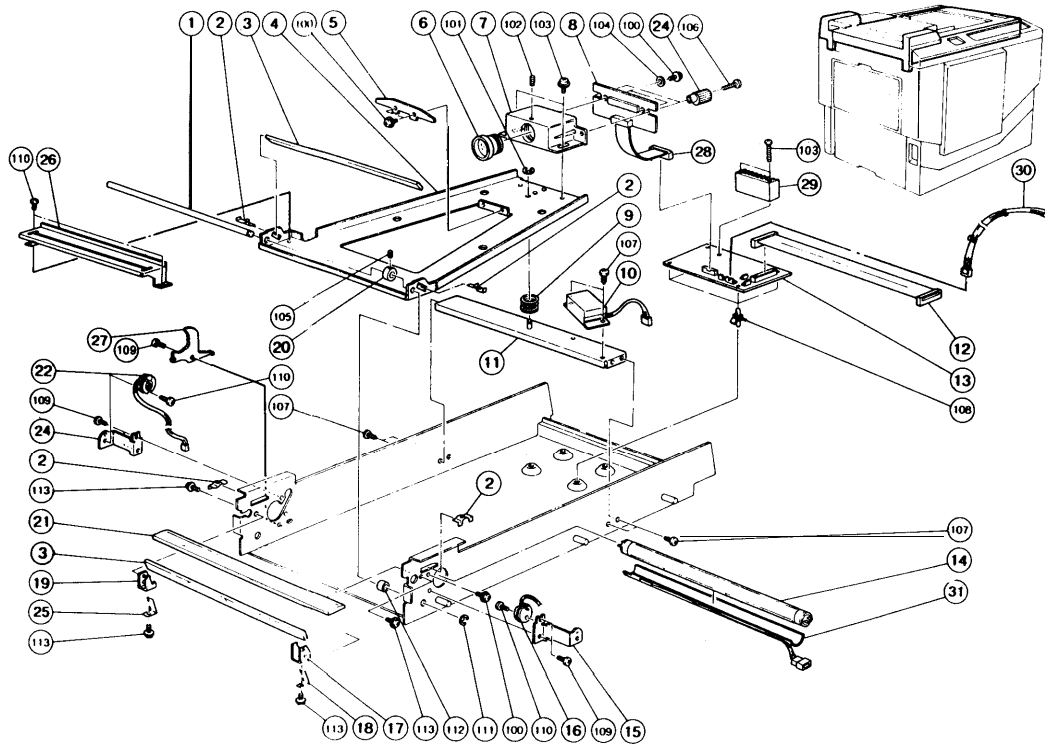


21. SCANNER SECTION III (C211)

February 28, '91

| Index No. | Part No.         | Description                  | Q'ty Per Assembly |
|-----------|------------------|------------------------------|-------------------|
| 1         | C200 3015        | Seal -1x7x346mm              | 1                 |
| 2         | C2053130         | Original Table - LT          | 1                 |
| 2         | C2053140         | Original Table - A4          | 1                 |
| 3         | C203 2733        | Decal - Scale - LT           | 1                 |
| 3         | C204 2717        | Decal - Original Level - A4  | 1                 |
| 4         | C203 2732        | Decal - How To Operate - LT  | 1                 |
| 4         | C203 2740        | Decal - How To Operate - A4  | 1                 |
| 5         | <b>C203 3017</b> | Original Guide               | 2                 |
| 6         | C203 3018        | Original Guide Holder        | 2                 |
| 7         | C203 3019        | Side Fence Gear              | 2                 |
| 8         | C201 3027        | Original Table Flame         | 2                 |
| 9         | C203 3135        | Right Cover Scanner          | 1                 |
| 11        | C2003126         | Rubber Seal                  | 1                 |
| 12        | C200 3125        | Clamp                        | 1                 |
| 13        | C203 3014        | Guide Rail Roller            | 2                 |
| 14        | C203 3039        | Left Fluorescent Lamp Cover  | 1                 |
| 15        | C203 3010        | Cover Stud                   | 2                 |
| 16        | 55076624         | Bushing - 8x16x45mm          | 2                 |
| 17        | C200 3141        | Left Stopper - Magnet Catch  | 1                 |
| -18-      | <b>C202 3005</b> | Original Table Flame - Left  | 2                 |
| 19        | C201 3079        | Dust Shielding Cover         | 1                 |
| 20        | C2053020         | Stay - Original Exit Tray    | 1                 |
| 21        | <b>C202 3111</b> | Feed Roller - Lower          | 1                 |
| 22        | C200 3032        | Pulley - 20T                 | 1                 |
| 23        | C203 3040        | Right Fluorescent Lamp Cover | 1                 |
| 24        | C2003142         | Right Stopper - Magnet Catch | 1                 |
| 25        | C203 3033        | Lock Lever - Transmission    | 1                 |
| 26        | C200 3006        | Stopper                      | 1                 |
| 27        | C2003106         | Lock Spring                  | 1                 |
| 28        | C204 3038        | Spring Arm                   | 1                 |
| 30        | C2013011         | Gear -16T                    | 1                 |
| 31        | C203 3020        | Receiving Plate              | 1                 |
| 32        | C203 3047        | Stopper Stud                 | 1                 |
| 33        | <b>C2013028</b>  | Left Mylar - Original Guide  | 2                 |
| 34        | C203 3038        | Safety Switch Actuator       | 1                 |

| Index No. | Part No.             | Description                          | Q'ty Per Assembly |
|-----------|----------------------|--------------------------------------|-------------------|
| 35        | <del>C203 3032</del> | Lock Lever                           | 1                 |
| 36        | C201 3029            | Right Mylar - Original Guide         | 1                 |
| 10        | C203 3031            | Grip Bracket                         | 1                 |
| 100       | 0353 0080D           | Philips Truss Head Screw - M3x8      | 1                 |
| 101       | 0965 3005B           | Tapping Screw W/T Flat Washer - M3x5 | 1                 |
| 102       | 0434 0080Z           | Tapping Screw - M4x8                 | 1                 |
| 103       | 0343 0060D           | Philips Truss Head Screw - M3x6      | 1                 |
| 104       | 0314 0060Z           | Philips Pan Head Screw - M4x6        | 1                 |
| 105       | 0701 0040Z           | Flat Washer - M4                     | 1                 |
| 107       | 0344 0080D           | Philips Truss Head Screw - M4x8      | 1                 |
| 108       | 0951 3006Z           | Philips Screw With Flat Washer - M3  | 1                 |
| 109       | 0314 0080Z           | Philips Screw - 4x8                  | 1                 |
| 110       | <del>C203 3031</del> | Grip Bracket                         | 1                 |
| 111       | 0554 0040E           | Allen Screw - M4x4                   | 1                 |
| 113       | 03130050Z            | Philips Screw - 3x5                  | 1                 |
| 114       | 03130200Z            | Philips Screw - 3x20                 | 1                 |
| 115       | 07130050B            | Hexagon Nut - M5                     | 1                 |
| 116       | 0553 0100E           | Allen Screw - M3x10                  | 1                 |

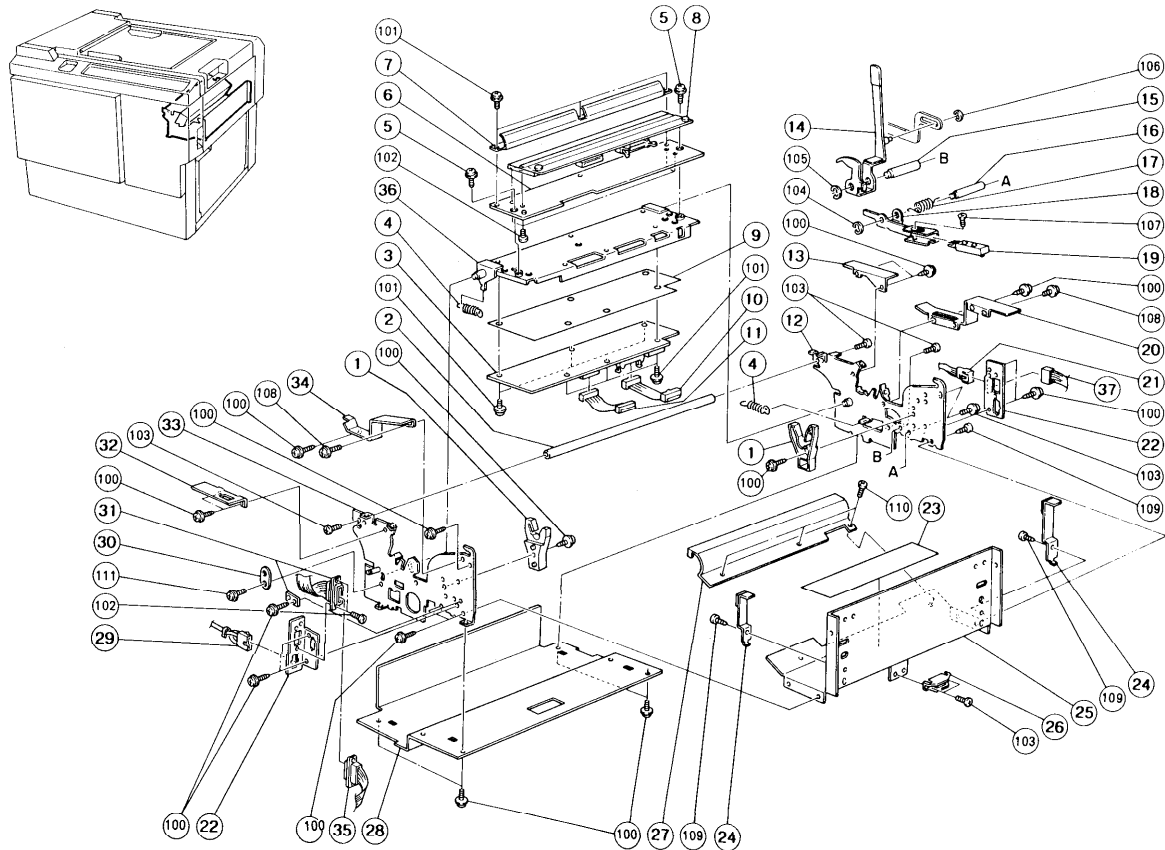


## 22. SCANNER SECTION IV (C211)

February 28, '91

| Index No. | Part No.  | Description                     | Q'ty Per Assembly |
|-----------|-----------|---------------------------------|-------------------|
| 1         | C200 3082 | Scanner Unit Shaft              | 1                 |
| 2         | C200 3072 | Leaf Spring                     | 4                 |
| 3         | C200 3086 | Scanner Unit Mirror             | 2                 |
| 4         | 54663147  | Adjusting Knob                  | 1                 |
| 5         | C203 3057 | Shading Plate                   | 1                 |
| 6         | C203 3054 | Lens - F4.5/38                  | 1                 |
| 7         | C203 3053 | Lens Block                      | 1                 |
| 8         | C203 8022 | CCD Board                       | 1                 |
| 9         | C201 3070 | Scanner Frame Spring            | 1                 |
| 10        | C2038104  | Fluorescent Lamp Stabilizer     | 1                 |
| 11        | C201 3075 | Scanner Stay                    | 1                 |
| 12        | C2118130  | Flat Cable - Master Processing  | 1                 |
| 13        | C203 8018 | AID Conversion Board            | 1                 |
| 14        | C2038101  | Fluorescent Lamp - 59V          | 1                 |
| 15        | C203 3090 | Left Bracket                    | 1                 |
| 16        | C203 8103 | Left Socket - Fluorescent Lamp  | 1                 |
| 17        | C203 3060 | Left Mirror Holder              | 1                 |
| 18        | C203 3058 | Left Mirror Supporter           | 1                 |
| 19        | C203 3061 | Right Mirror Holder             | 1                 |
| 20        | C201 3077 | Fixing Ring - 8x16x7mm          | 1                 |
| 21        | C201 3069 | Exposure Glass                  | 1                 |
| 22        | C200 8504 | Right Socket - Fluorescent Lamp | 1                 |
| 24        | C203 3091 | Right Bracket                   | 1                 |
| 25        | C203 3059 | Right Mirror Supporter          | 1                 |
| 26        | C203 3052 | Shielding Plate                 | 1                 |
| 27        | C203 3064 | Fluorescent Lamp Cover          | 1                 |
| 28        | C203 8025 | CCD Harness                     | 1                 |
| 29        | C203 8014 | Radiation Fin                   | 1                 |
| 30        | C2038106  | Fluorescent Lamp Harness        | 1                 |
| 31        | C2038105  | Fluorescent Lamp Heater         | 1                 |

| Index No. | Part No.   | Description                           | Q'ty Per Assembly |
|-----------|------------|---------------------------------------|-------------------|
| 100       | 0951 3006W | Philips Screw With Flat Washer - M3x6 |                   |
| 101       | 0720 0040Z | Retaining Ring - M4                   |                   |
| 102       | 05530100E  | Allen Screw - M3x10                   |                   |
| 103       | 0951 4008W | Philips Screw With Flat Washer - M4x8 |                   |
| 104       | 0701 0040Z | Flat Washer - M4                      |                   |
| 105       | 0554 0040E | Allen Screw - M4x4                    |                   |
| 106       | 0313 0140Z | Philips Pan Head Screw - M3x14        |                   |
| 107       | 0434 0080Z | Tapping Screw - M4x8                  |                   |
| 109       | 03140050Z  | Philips Pan Head Screw - M4x5         |                   |
| 110       | 03130060Z  | Philips Pan Head Screw - M3x6         |                   |
| 111       | 0720 0060Z | Retaining Ring - M6                   |                   |
| 112       | 0707 8080B | Bushing - 8x8mm                       |                   |
| 113       | 0951 3006Z | Philips Screw With Flat Washer - M3   |                   |



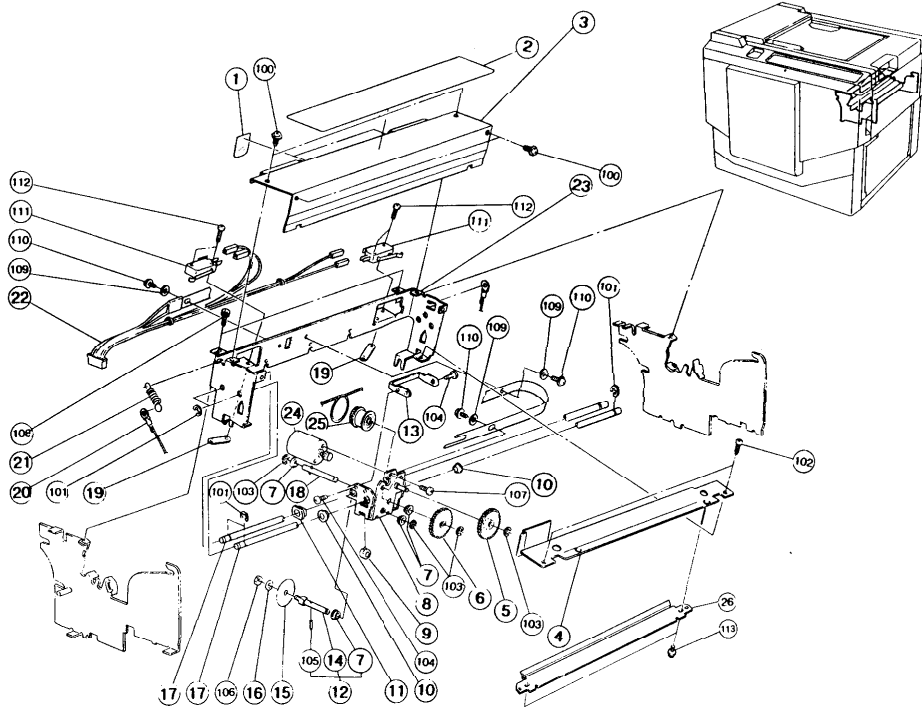
23. PLOTTER/MASTER FEED SECTION I (C211)

February 28, '91

| Index No. | Part No.        | Description                     | Q'ty Per Assembly |
|-----------|-----------------|---------------------------------|-------------------|
| 1         | C211 4040       | Master Holder - LG/A4           | 2                 |
| 1         | C213 4040       | Master Holder - B4              | 1                 |
| 2         | C200 4014       | Protter Stay                    | 1                 |
| 3         | C213 8028       | Thermal Head Drive Board        | 1                 |
| 4         | C2004138        | Thermal Head Spring             | 2                 |
| 5         | C203 4033       | Shoulder Screw - M3             | 2                 |
| 6         | C211 4029       | Thermal Head Spacer -LG/A4      | 1                 |
| 6         | C213 4029       | Thermal Head Spacer - B4        | 1                 |
| 7         | C207 4030       | Guide Plate - Thermal Head      | 1                 |
| 8         | C211 8100       | Thermal Head - LG/A4            | 1                 |
| 8         | C213 8100       | Thermal Head - B4               | 1                 |
| 9         | C203 4032       | Insulating Sheet - Thermal Head | 1                 |
| 10        | C203 8077       | Flat Cable - Thermal Head -20   | 1                 |
| 11        | C203 8078       | Flat Cable - Thermal Head -30   | 1                 |
| 12        | C213 4005       | Right Side Plate - Plotter      | 1                 |
| 13        | C200 4406       | Front Right Cover - Plotter     | 1                 |
| 14        | C203 4051       | Platen Release Lever            | 1                 |
| 15        | C2004126        | Lever Shaft                     | 1                 |
| 16        | C2004115        | <b>Sensor Shaft</b>             | 1                 |
| 17        | <b>C2004116</b> | <b>Sensor Spring</b>            | 1                 |
| 18        | C2004114        | Sensor Bracket                  | 1                 |
| 19        | 52035230        | Master Sensor                   | 1                 |
| 20        | C200 4407       | Rear Right Cover - Plotter      | 1                 |
| 21        | C213 8075       | Thermal Head Drive Harness      | 1                 |
| 22        | C213 4071       | Connector Bracket               | 2                 |
| 23        | C201 2714       | Decal - Thermal Head Cleaning   | 1                 |
| 24        | C203 4013       | Brake Plate                     | 2                 |
| 25        | C211 4012       | Receiving Stand - Master Roller | 1                 |
| 26        | 50540536        | Magnet Catch Ass'y              | 1                 |
| 27        | C207 4015       | Thermal Head Cover              | 1                 |
| 28        | C203 4080       | Plotter Lower Cover             | 1                 |
| 29        | C203 8081       | Plotter Unit Harness            | 1                 |
| 30        | C203 4031       | Fixing Plate                    | 1                 |
| 31        | C207 8079       | Flat Cable - Plotter            | 1                 |
| 32        | C200 4404       | Cutter Connector Bracket        | 1                 |

| Index No. | Part No.   | Description                                | Q'ty Per Assembly |
|-----------|------------|--|-------------------|
| 33        | C213 4001  | Left Side Plate - Plotter                  | 1                 |
| 34        | C200 4405  | Rear Left Cover - Plotter                  | 1                 |
| 35        | C207 8080  | Flat Cable - Thermal Head -110/120V        | 1                 |
| 35        | C211 8080  | Flat Cable - Thermal Head - 220/240V       | 1                 |
| 36        | C213 4023  | Thermal Head Base- B4                      | 1                 |
| 37        | C213 8076  | Thermal Head Harness                       | 1                 |
| 36        | C211 4029? | Thermal Head Base - LG/A4                  |                   |
| 100       | 09644008Z  | Tapping Screw W/Washer - M4x8              |                   |
| 101       | 09513006Z  | Philips Screw With Flat Washer - M3        |                   |
| 102       | 03130060Z  | Philips Pan Head Screw - M3x6              |                   |
| 103       | 03140080Z  | Philips Screw - 4x8                        |                   |
| 104       | 07200050Z  | Retaining Ring - M5                        |                   |
| 105       | 09514008Z  | Philips <b>Screw With</b> Flat Washer M4 x |                   |
| 106       | 07200030Z  | Retaining Ring - M3                        |                   |
| 107       | 03230100Z  | Philips Sunken Head Screw - M3x10          |                   |
| 108       | 09514005Z  | Philips Screw With Flat Washer - M4x5      |                   |
| 109       | 04340080Z  | Tapping Screw - M4x8                       |                   |
| 110       | 03140060Z  | Philips Pan Head Screw - M4x6              |                   |



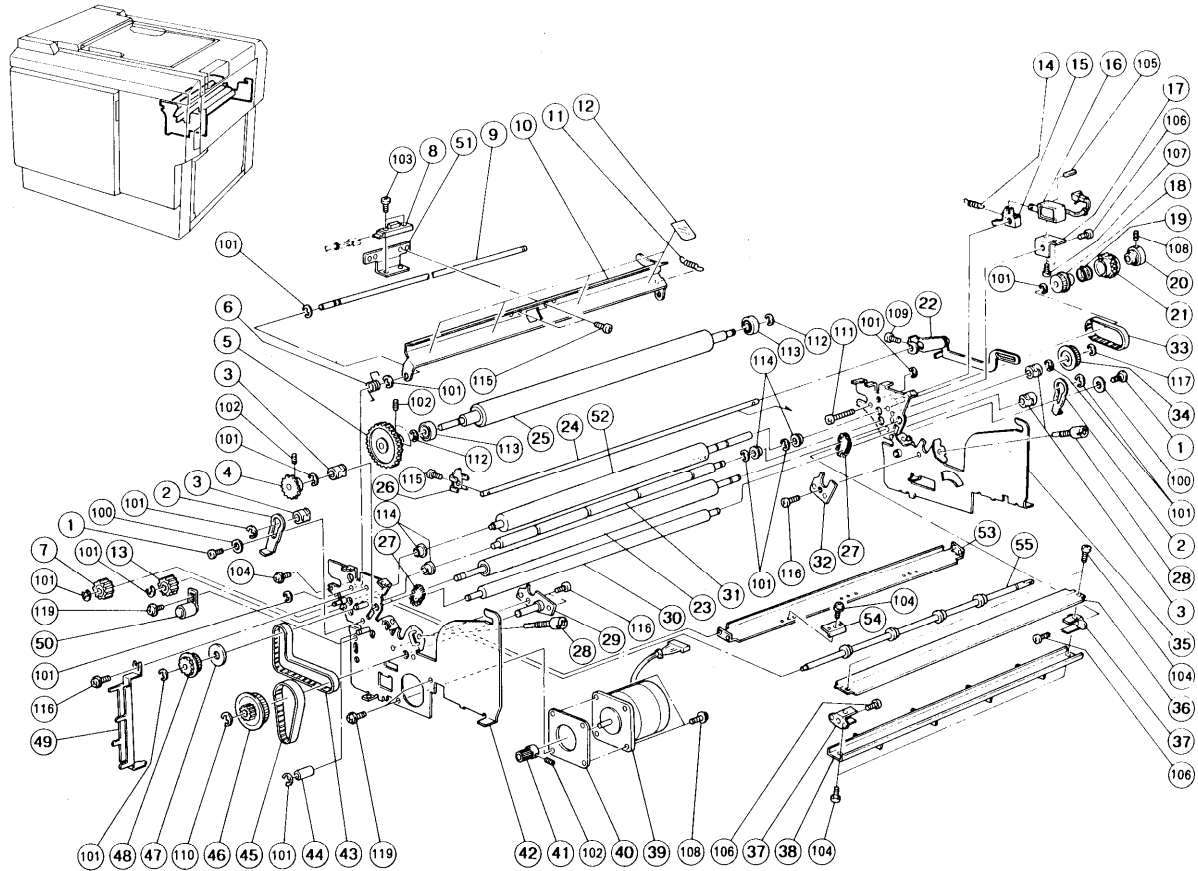


24. PLOTTER/MASTER FEED SECTION II (C211)

February 28,'91

| Index No. | Part No.  | Description                 | Q'ty Per Assembly |
|-----------|-----------|-----------------------------|-------------------|
| 1         | C200 4248 | Upper Mylar - Guide Plate   | 1                 |
| 2         | C203 2709 | Decal - Master Setting      | 1                 |
| 3         | C203 4096 | Cutter Unit Cover           | 1                 |
| 4         | C213 4088 | Cutter Plate                | 1                 |
| 5         | C200 4371 | Coupled Gear - 16T & 64T    | 1                 |
| 6         | C200 4372 | Gear - 64T                  | 1                 |
| 7         | C200 4376 | Bushing - M4                | 4                 |
| 8         | C200 4351 | Cutter Slider               | 1                 |
| 9         | C200 4373 | Gear - 16T                  | 1                 |
| 10        | C200 4354 | Bushing - M6                | 2                 |
| 11        | C200 4355 | Bushing - M8x6              | 1                 |
| 12        | C200 4392 | Cutter Shaft                | 1                 |
| 13        | C200 4356 | Slider Supporter            | 1                 |
| 14        | C200 4375 | Cutter Shaft                | 1                 |
| 15        | C200 4377 | Cutter                      | 1                 |
| 16        | C201 4070 | Cutter Spacer - 5.2x10x1 mm | 1                 |
| 17        | C201 4056 | Cutter Guide Shaft          | 2                 |
| 18        | C200 4391 | Pulley Shaft                | 1                 |
| 19        | 50560509  | Nut Plate - Microswitch     | 2                 |
| 20        | C200 4318 | Cutter Drive Wire           | 1                 |
| 21        | 55016538  | Spring - Middle Roller      | 1                 |
| 22        | C201 8091 | Cutter Unit Harness         | 1                 |
| 23        | C201 4049 | Cutter Plate                | 1                 |
| 24        | C200 8415 | Motor - DC22W               | 1                 |
| 25        | C200 4379 | Pulley - 36T                | 1                 |
| 26        | C213 4030 | Lower Guide Plate           | 1                 |

| Index No. | Part No.   | Description                        | Q'ty Per Assembly |
|-----------|------------|------------------------------------|-------------------|
| 100       | 0964 3008Z | Tapping Screw W/Flat Washer - M3x8 |                   |
| 101       | 0720 0040Z | Retaining Ring - M4                |                   |
| 102       | 0433 0080Z | Tapping Screw - M3x8               |                   |
| 103       | 0720 0030Z | Retaining Ring - M3                |                   |
| 104       | 03130040Z  | Philips Pan Head Screw - M3x4      |                   |
| 105       | 0621 6080E | Spring Pin - 1.6x8                 |                   |
| 106       | 0710 0040Z | Hex Nut 4                          |                   |
| 107       | 03130050Z  | Philips Screw - 3x5                |                   |
| 108       | 0594 0060E | Socket Screw - 4x6                 |                   |
| 109       | 08072019   | Washer - 3.2x10x0.8mm              |                   |
| 110       | 0951 3005Z | Philips Pan Head Screw - M3 x 5    |                   |
| 111       | 12040825   | Micro Switch - AH71543             |                   |
| 112       | 0313 0140Z | Philips Pan Head Screw - M3x14     |                   |
| 113       | 0434 0080Z | Tapping Screw - M4x8               |                   |





25. PLOTTER/MASTER SECTION III (C211)

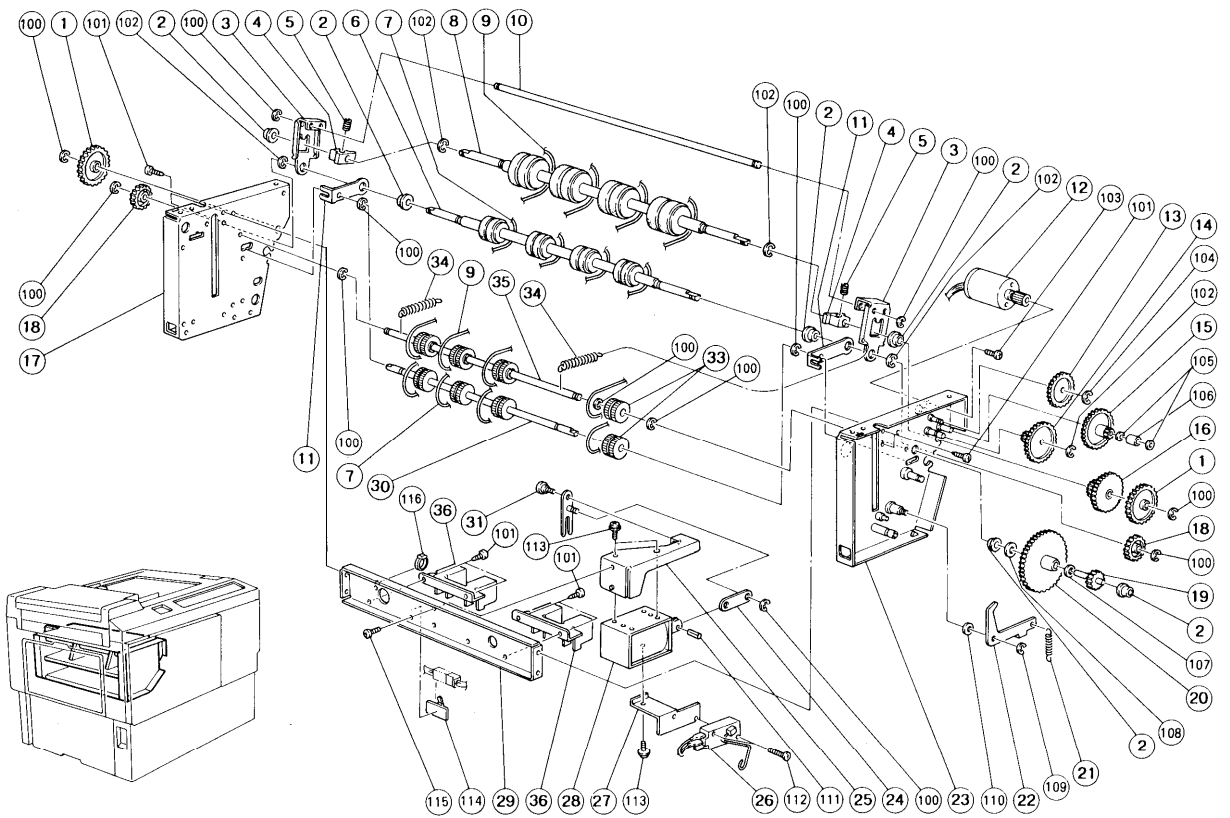
February 28, '91

| Idx No. | Part No.  | Description                  | Q'ty Per Assembly |
|---------|-----------|------------------------------|-------------------|
| 1       | 54032075  | Stepped Screw                | 2                 |
| 2       | C203 4060 | Tension Release Slider       | 2                 |
| 3       | 50560188  | Bushing - 6mm - Long         | 4                 |
| 4       | C200 4165 | Gear - 22T                   | 1                 |
| 5       | C2004143  | Gear - 40T                   | 1                 |
| 6       | C200 4246 | Guide Plate Spring           | 1                 |
| 7       | C209 4305 | Gear - 16Z                   | 1                 |
| 8       | C2038137  | Master Sensor                | 1                 |
| 9       | C201 4041 | Master Guide Shaft           | 1                 |
| 10      | C200 4244 | Master Guide                 | 1                 |
| 11      | 55064628  | Spring - Delivery Roller     | 1                 |
| 12      | C200 4248 | Upper Mylar - Guide Plate    | 1                 |
| 13      | C209 4303 | Gear - 27Z                   | 1                 |
| 14      | 56073616  | Guide Plate Spring           | 1                 |
| 15      | C2014068  | Reverse Roller Clutch Pawl   | 1                 |
| 16      | C200 8440 | Reverse Roller Solenoid      | 1                 |
| 17      | C200 4223 | Reverse Solenoid Bracket     | 1                 |
| 18      | C200 4213 | Pulley - 28T                 | 1                 |
| 19      | C200 4215 | Reverse Roller Clutch Spring | 1                 |
| 20      | C200 4216 | Reverse Roller Clutch Barrel | 1                 |
| 21      | C200 4217 | Reverse Roller Clutch Sleeve | 1                 |
| 22      | C203 4054 | Tension Release Arm          | 1                 |
| 23      | C207 4181 | Upper Master Feed Roller     | 1                 |
| 24      | C203 4059 | Tension Release Shaft        | 1                 |
| 25      | C211 4052 | Platen Roller - L G / A 4    | 1                 |
| 25      | C213 4232 | Platen Roller - B4 → B4      | 1                 |
| 26      | C2004196  | Tension Release Arm - Small  | 1                 |
| 27      | C2004184  | Tension Spring               | 2                 |
| 28      | C2074150  | Fixing Screw                 | 2                 |
| 29      | C201 4024 | Pulley Plate                 | 1                 |
| 30      | C2004182  | Lower Master Feed Roller     | 1                 |
| 31      | C213 4045 | Lower Reverse Roller         | 1                 |
| 32      | C201 4026 | Positioning Plate            | 1                 |
| 33      | C200 4218 | Timing Belt - MM -75-4.8- G  | 1                 |
| 34      | C2004183  | Pulley - 28T                 | 1                 |



| Index No.     | Part No.             | Description                     | Q'ty Per Assembly |
|---------------|----------------------|---------------------------------|-------------------|
| 35            | C213 4005            | Right Side Plate - Plotter      | 1                 |
| 36            | C215 4043            | Guide Plate - Master Buckle     | 1                 |
| <del>37</del> | <del>C209 4038</del> | <del>Master Guide - Large</del> | <del>2</del>      |
| 38            | C213 4232            | Reverse Guide                   | 1                 |
| 39            | C203 8121            | Motor - DC 2.25W                | 1                 |
| 40            | C203 4047            | Motor Spacer                    | 1                 |
| 41            | C203 4043            | Pulley - 17Z                    | 1                 |
| 42            | C213 4001            | Left Side Plate - Plotter       | 1                 |
| 43            | C2004169             | Timing Belt - MM190X6.4         | 1                 |
| 44            | C2004171             | Spacer - 6x8x14mm               | 1                 |
| 45            | C203 4044            | Timing Belt - 87XL              | 1                 |
| 46            | C2004163             | Pulley - 16T                    | 1                 |
| 47            | C2004170             | Spacer - 9.4x23.4x2.9           | 1                 |
| 48            | C2004164             | Pulley - 34T                    | 1                 |
| 49            | C203 4072            | Harness Bracket                 | 1                 |
| 50            | C203 3044            | Tension Roller                  | 1                 |
| 51            | C203 4092            | Sensor Bracket                  | 1                 |
| 52            | C213 4046            | Upper Reverse Roller            | 1                 |
| 53            | C213 4306            | Stay - Reverse Guide            | 1                 |
| 54            | C209 4307            | Reverse Guide Plate             | 3                 |
| 55            | C213 4300            | Counter Roller Shaft            | 1                 |
| 57            | C2014038             | Bracket - Guide Roll            | 2                 |
| 56            | C2002338             |                                 | 1                 |
| 57            | 53241658             |                                 | 1                 |
| 58            | H0022226             |                                 | 1                 |
| 59            | H021181              |                                 | 2                 |



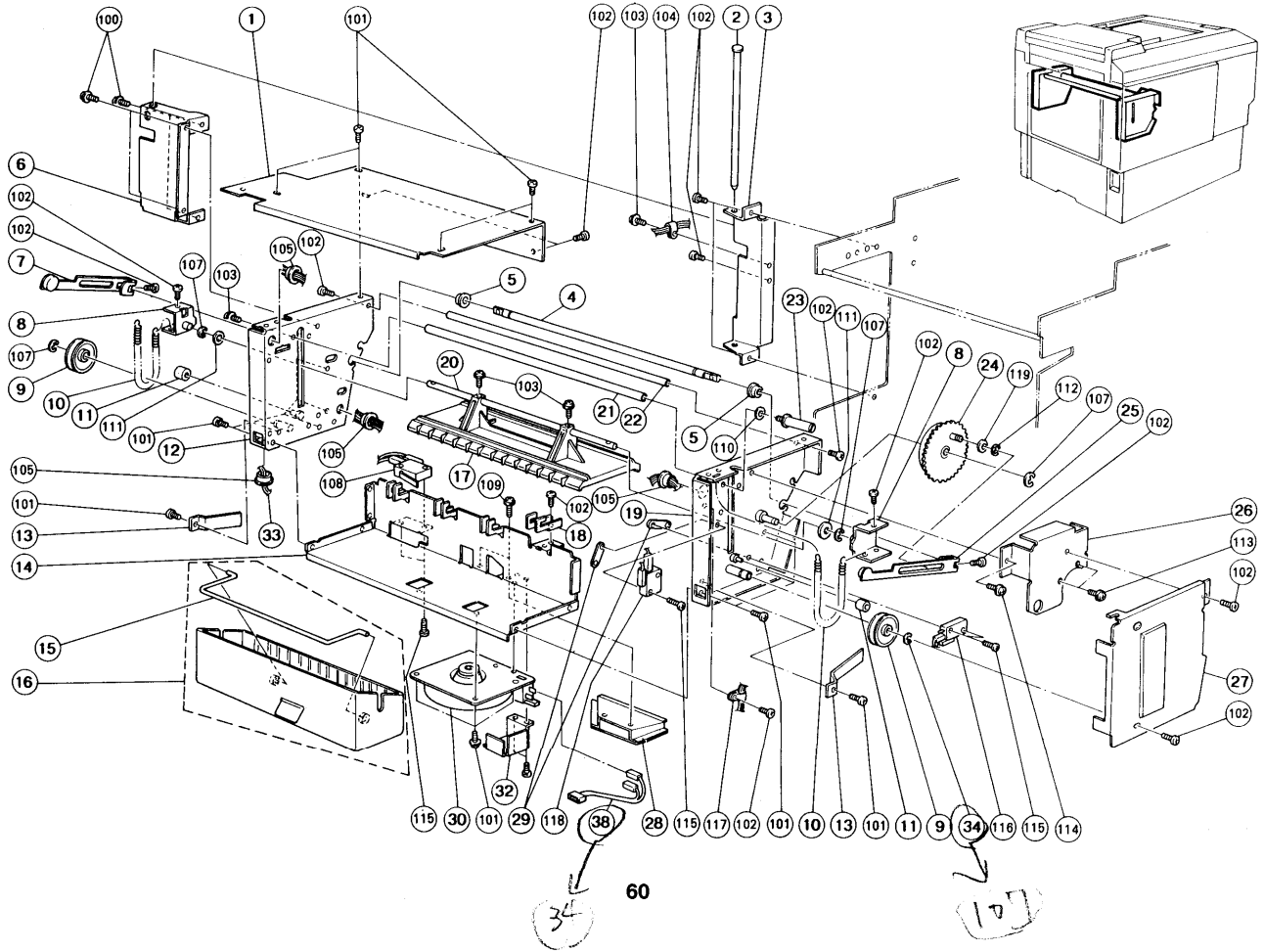


26. MASTER EJECT SECTION 1 (C211 )

February 28, '91

| Index No. | Part No.             | Description                            | Q'ty Per Assembly |
|-----------|----------------------|--|-------------------|
| 1         | C200 3627            | Gear - 30T                             | 2                 |
| 2         | 55064608             | Bushing - Paper Hold/Down Roller -     | 6                 |
| 3         | C200 3535            | Supporter                              | 2                 |
| 4         | C200 3536            | Separation Arm Bushing                 | 2                 |
| 5         | C201 3527            | Pressure Spring                        | 2                 |
| 6         | C200 3542            | 1st Lower Eject Roller <i>C2113352</i> | 1                 |
| 7         | C200 3546            | Lower Belt <i>C2113354</i>             | 4                 |
| 8         | C200 3539            | 1st Upper Eject Roller <i>C2113599</i> | 1                 |
| 9         | C200 3545            | Upper Belt <i>C2113354</i>             | 4                 |
| 10        | C200 3537            | Arm Connect Shaft <i>C2193345</i>      | 1                 |
| 11        | C200 3529            | Pulley Plate                           | 2                 |
| 12        | C201 8061            | Motor - DC25.8W                        | 1                 |
| 13        | C200 3604            | Coupled Gear - 16T & 50T               | 1                 |
| 14        | C200 3609            | Coupled Gear - 58T & 20T               | 1                 |
| 15        | C200 3606            | Coupled Gear - 62T & 20T               | 1                 |
| 16        | C200 3607            | Coupled Gear - 62T & 32T               | 1                 |
| 17        | <del>C211 3520</del> | Rear Side Plate - Master Eject         | 1                 |
| 18        | C200 3628            | Gear - 20T <i>C2013520</i>             | 2                 |
| 19        | C200 3614            | Gear - 16T                             | 1                 |
| 20        | C200 3610            | Gear - 116T                            | 1                 |
| 21        | C200 3638            | Lever Spring                           | 1                 |
| 22        | C200 3636            | Pressure Plate Lever                   | 1                 |
| 23        | <del>C201 3509</del> | Front Side Plate - Master Eject        | 1                 |
| 24        | C200 3557            | Solenoid Plate <i>C2033519</i>         | 1                 |
| 25        | C200 3553            | Solenoid Bracket                       | 1                 |
| 26        | C201 3534            | Detecting Switch - Master Eject        | 1                 |
| 27        | C200 3559            | Detecting Switch Bracket               | 1                 |
| 28        | C200 8437            | Master Eject Solenoid                  | 1                 |
| 29        | C207 3523            | Master Eject Stay                      | 1                 |
| 30        | C201 3529            | Lower Pulley Shaft                     | 1                 |
| 31        | 54032075             | Stepped Screw                          | 1                 |
| 32        | C200 3554            | Solenoid Arm                           | 1                 |
| 33        | C200 3547            | Pulley                                 | 8                 |
| 34        | C203 3501            | Tension Spring <i>C2113531</i>         | 2                 |
| 35        | C201 3530            | Upper Pulley Shaft <i>A4</i>           | 1                 |

| Index No. | Part No.   | Description                          | Q'ty Per Assembly |
|-----------|------------|--------------------------------------|-------------------|
| 36        | C207 3532  | Pulley Guide - Upper                 | 2                 |
| 100       | 0720 0040Z | Retaining Ring - M4                  |                   |
| 101       | 0434 0060Z | Tapping Screw - M4x6                 |                   |
| 102       | 0720 0050Z | Retaining Ring - M5                  |                   |
| 103       | 0313 0030Z | Phillips Pan Head Screw - M3x3       |                   |
| 104       | 0720 0030Z | Retaining Ring - M3                  |                   |
| 105       | 08074076   | Washer - 8.2x6.1 x0.3mm              |                   |
| 106       | 0707 6045B | Bushing - M6x45                      |                   |
| 107       | 08074053   | Spacer - 6.2x9.5x0.1                 |                   |
| 108       | 08074103   | Spacer - 0.5mm                       |                   |
| 109       | 0720 0060Z | Retaining Ring - M6                  |                   |
| 110       | 08075013   | Flat Washer - M8.4                   |                   |
| 111       | 0623 0120E | Spring Pin - 3x12mm                  |                   |
| 112       | 0313 0140Z | Phillips Pan Head Screw - M3x14      |                   |
| 113       | 0951 3006Z | Phillips Screw With Flat Washer - M3 |                   |
| 114       | 11050020   | Adhesive Wire Clamp                  |                   |
| 115       | 03140050Z  | Phillips Pan Head Screw - M4x5       |                   |
| 116       | 11050042   | Binder - Harness                     |                   |

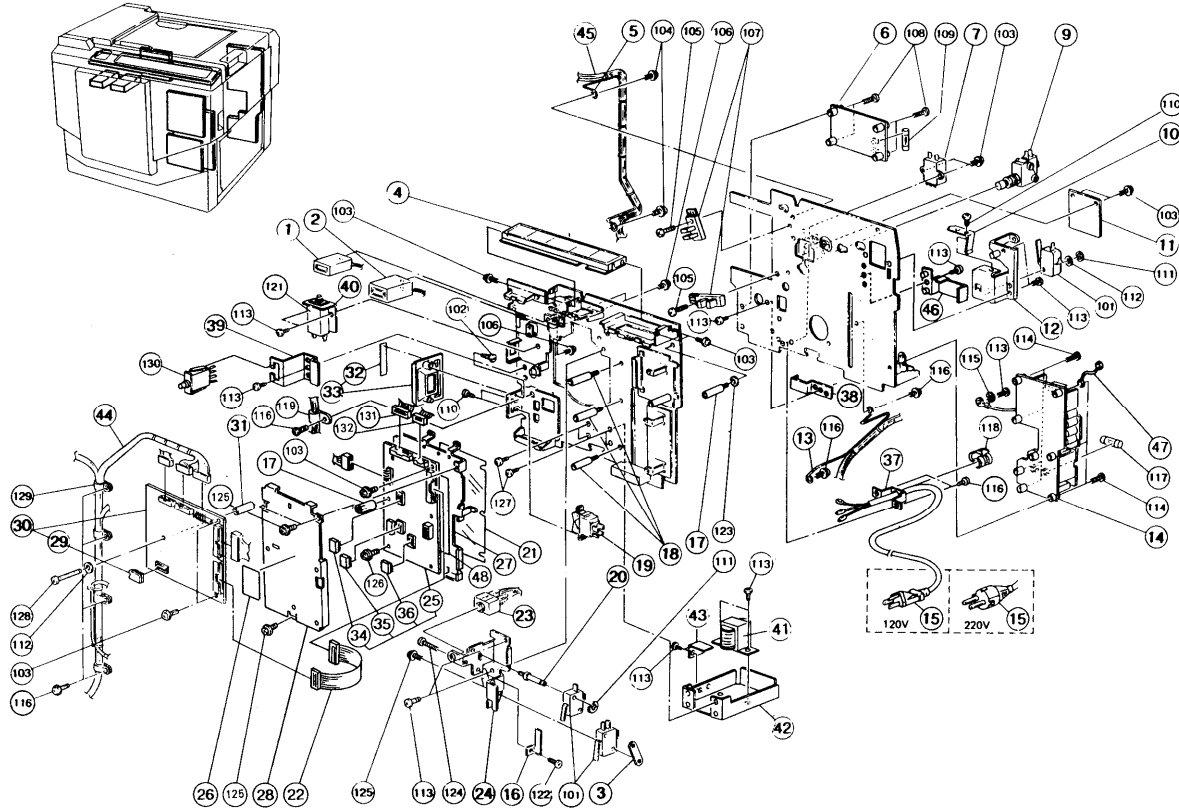


27. MASTER EJECT SECTION II (C211)

February 28, '91

| Index No. | Part No.             | Description                                  | Q'ty Per Assembly |
|-----------|----------------------|--|-------------------|
| 1         | C203 3526            | Upper Inner Cover                            | 1                 |
| 2         | C203 3504            | Hinge Shaft                                  | 1                 |
| 3         | C203 3503            | Master Eject Hinge                           | 1                 |
| 4         | C201 3542            | Pressure Arm Shaft                           | 1                 |
| 5         | <del>55010185</del>  | Bushing - Shaft - Water Adjusting            | 2                 |
| 6         | <del>C200 3517</del> | Master Eject Hinge                           | 1                 |
| 7         | C2013549             | Rear Link <i>C213 8483</i>                   | 1                 |
| 8         | C201 3545            | Pressure Arm                                 | 2                 |
| 9         | C200 3712            | Pulley                                       | 2                 |
| 10        | 55076766             | Wire Spring                                  | 2                 |
| 11        | 55014719             | Rubber Ring - Stopper                        | 2                 |
| 12        | <del>C211 3520</del> | Rear Side Plate - Master Eject               | 1                 |
| 13        | <del>C200 3753</del> | Guide <i>C201 3520</i>                       | 2                 |
| 14        | C203 3527            | Bottom Plate - Master Eject <i>C211 3535</i> | 1                 |
| 15        | C203 3511            | Arm - Master Eject Box <i>2g</i>             | 1                 |
| 16        | C203 3505            | Master Eject Box                             | 1                 |
| 17        | C200 3708            | Pressure Plate <i>C211 3709</i>              | 1                 |
| 18        | C201 3531            | Pulley Guide <i>3g</i>                       | 4                 |
| 19        | C203 3519            | Front Side Plate - Master Eject              | 1                 |
| 20        | C201 3544            | Pressure Plate Shaft                         | 1                 |
| 21        | C203 3516            | Master Eject Stay - Large                    | 1                 |
| 22        | C200 3508            | Master Eject Stay - Small                    | 1                 |
| 23        | C203 3517            | Look Stud                                    | 1                 |
| 24        | C200 3618            | Gear - 60T                                   | 1                 |
| 25        | C201 3548            | Front Link                                   | 1                 |
| 26        | C200 3631            | Bracket                                      | 1                 |
| 27        | C200 3519            | Front Inner Cover                            | 1                 |
| 28        | C201 6015            | Air Knif Nozzle                              | 1                 |
| 29        | 50560509             | Nut Plate - <b>Microswitch</b>               | 2                 |
| 30        | C200 8408            | Motor - AC15W                                | 1                 |
| 31        | C200 8482            | Delivery Harness                             | 1                 |
| 32        | C203 3531            | Capacitor Connector Cover                    | 1                 |
| 33        | C211 8482            | Master Eject Harness                         | 1                 |
| 34        | C213 8483            | Harness Air Knife                            | 1                 |

| Index No. | Part No.   | Description                           | Q'ty Per Assembly |
|-----------|------------|---------------------------------------|-------------------|
| 100       | 09644010Z  | Tapping Screw W/Washer - M4x10        |                   |
| 101       | 0434 0060Z | Tapping Screw - M4x6                  |                   |
| 102       | 03140080Z  | Philips Screw - 4x8                   |                   |
| 103       | 0951 4008Z | Philips Screw With Flat Washer M4 x   |                   |
| 104       | 11050009   | Nylon Clip - 5N                       |                   |
| 105       | 11060411   | Bushing -11 .5mm                      |                   |
| 107       | 0720 0060Z | Retaining Ring - M6                   |                   |
| 108       | 12041490   | Micro Switch - V-53-1A3               |                   |
| 109       | 0964 3008Z | Tapping Screw W/Flat Washer - M3x8    |                   |
| 110       | 0701 0080Z | Flat Washer - M8                      |                   |
| 111       | 0700 0080Z | Flat Washer - M8                      |                   |
| 112       | 0720 0050Z | Retaining Ring - M5                   |                   |
| 113       | 0951 3004Z | Philips Screw With Flat Washer - M3x4 |                   |
| 114       | 0964 4008Z | Tapping Screw W/Washer - M4x8         |                   |
| 115       | 0313 0140Z | Philips Pan Head Screw - M3x14        |                   |
| 116       | 12040886   | Micro Switch                          |                   |
| 117       | 11050008   | Nylon Clip - 2N                       |                   |
| 118       | 12041438   | <b>Microswitch</b>                    |                   |
| 119       | 0700 0060Z | Flat Washer - M6                      |                   |



## 28. ELECTRICAL SECTION (C211)

February 28, '91

| Index No. | Part No.  | Description                                  | Q'ty Per Assembly |
|-----------|-----------|--|-------------------|
| 1         | C200 8443 | Master Counter                               | 1                 |
| 2         | C200 8446 | Copy Counter                                 | 1                 |
| 3         | 50560509  | Nut Plate - Microswitch                      | 1                 |
| 4         | C205 2710 | Operation Panel - LT                         | 1                 |
| 4         | C211 2720 | Operation Panel - A4                         | 1                 |
| 5         | C203 8095 | Upper Harness Supporter                      | 1                 |
| 6         | C201 8055 | AC Drive Board 220/240V                      | 1                 |
| 6         | C201 8057 | AC Drive Board 110/120V                      | 1                 |
| 7         | C2038135  | Noise Filter - 110/120V                      | 1                 |
| 7         | C2038136  | Noise Filter - 220/240V                      | 1                 |
| 8         | C202 8095 | Grounding Harness                            | 1                 |
| 9         | C203 8115 | Micro Switch                                 | 1                 |
| 10        | C200 3123 | Support Plate - Safety Switch                | 1                 |
| 11        | C2008116  | Ink Detecting Board                          | 1                 |
| 12        | C203 2112 | Safety Switch Bracket                        | 1                 |
| 13        | C203 8096 | Lower Harness Supporter                      | 1                 |
| 14        | C213 8302 | Power Supply Unit                            | 1                 |
| 15        | C2038124  | Power Supply Cord - 110/120V                 | 1                 |
| 15        | C201 8163 | Power Supply Cord - 220/240V                 | 1                 |
| 16        | C200 3755 | Plate Spring                                 | 1                 |
| 17        | C203 2030 | Board Stud - 110/120V                        | 1                 |
| 17        | C211 2030 | Board Stud - 220/240V                        | 1                 |
| 18        | C200 2596 | Main Board Stud - Long                       | 3                 |
| 19        | C209 8276 | Main Switch - 125V 10A                       | 1                 |
| 20        | C200 3756 | Safety Switch Shaft                          | 1                 |
| 21        | C203 5053 | Insulating Sheet                             | 1                 |
| 22        | C203 8088 | Flat Cable - Main Control                    | 1                 |
| 23        | C2038116  | Push Switch                                  | 1                 |
| 24        | C203 2047 | Push Switch Bracket                          | 1                 |
| 25        | C211 8002 | Image Processing Board - 110/220/240 V       | 1                 |
| 26        | C2032147  | Insulating Sheet - Master Processing         | 1                 |
| 27        | C2112142  | Bottom Plate - Image Processing Board - 220V | 1                 |
| 28        | C211 2143 | Cover - Image Processing Board - 220V        | 1                 |
| 29        | C211 8045 | IC - TMM27256BD-20                           | 1                 |
| 30        | C2118114  | Main Control Board - A4                      | 1                 |

| Index No. | Part No.  | Description                                | Q'ty Per Assembly |
|-----------|-----------|--|-------------------|
| 30        | C2118112  | Main Control Board - LG                    | 1                 |
| 30        | C2118113  | Main Control Board - B4, 110/120V          | 1                 |
| 31        | C203 2031 | Main Board Spacer                          | 1                 |
| 32        | C209 2502 | Decal - Main Switch                        | 1                 |
| 33        | C213 2430 | Main Switch Cover                          | 1                 |
| 34        | C203 8006 | IC: HN27128AP-20                           | 1                 |
| 35        | C2118004  | IC - HN27128AP-20                          | 1                 |
| 36        | C203 8005 | IC - HN27128AP-20                          | 1                 |
| 37        | C203 2119 | Bracket - Power Supply Cord                | 1                 |
| 38        | C203 2128 | Ac Drive Board Cover                       | 1                 |
| 39        | C203 2057 | Switch Bracket                             | 1                 |
| 40        | C216 2059 | Circuit Breaker Bracket                    | 1                 |
| 41        | C2038181  | Transformer - 120V/100V (US)               | 1                 |
| 41        | C2168155  | Transformer - 235V/105V (Europe/Asia)      | 1                 |
| 41        | C201 8158 | Transformer -110V/105V (Taiwan)            | 1                 |
| 42        | C216 2018 | Transformer Bracket                        | 1                 |
| 43        | C203 2131 | Transformer Cover                          | 1                 |
| 44        | C211 8192 | Main Harness                               | 1                 |
| 45        | C213 8176 | AC Drive Harness - 220/240V                | 1                 |
| 45        | C213 8187 | AC Drive Harness - 110/120V                | 1                 |
| 46        | C203 2114 | Bracket                                    | 1                 |
| 47        | C203 8331 | Grounding Wire                             | 1                 |
| 48        | C2072142  | Insulating Sheet - Master Processing Board | 1                 |



C2118003 Image Processing Board - 120V





**CAPACITOR**

| SYMBOL NO. | INDEX NO. | SYMBOL NO. | INDEX NO. | SYMBOL NO. | INDEX NO. | SYMBOL NO. | INDEX NO. | SYMBOL NO. | INDEX NO. |
|------------|-----------|------------|-----------|------------|-----------|------------|-----------|------------|-----------|
| C100       | 153       | C111       | 153       | C121       | 151       | C131       | 152       | C143       | 153       |
| C101       | 153       | C112       | 153       | C122       | 153       | C134       | 154       | C144       | 150       |
| C102       | 156       | C113       | 153       | C123       | 153       | C135       | 153       | C145       | 153       |
| C103       | 153       | C114       | 152       | C124       | 155       | C136       | 154       | C146       | 154       |
| C104       | 153       | C115       | 152       | C125       | 149       | C137       | 153       | C147       | 157       |
| C105       | 153       | C116       | 153       | C126       | 153       | C138       | 153       | C148       | 157       |
| C106       | 153       | C117       | 153       | C127       | 152       | C139       | 153       | C149       | 153       |
| C107       | 153       | C118       | 153       | C128       | 152       | C140       | 150       | C150       | 150       |
| C108       | 153       | C119       | 153       | C129       | 153       | C141       | 150       | C151       | 149       |
| C110       | 153       | C120       | 156       | C130       | 153       | C142       | 153       |            |           |

**CONNECTOR**

| SYMBOL NO. | INDEX NO. |
|------------|-----------|
| CN101      | 102       |
| CN102      | 105       |
| CN103      | 103       |
| CN104      | 105       |
| CN105      | 104       |

**DIODE ARRAY**

| SYMBOL NO. | INDEX NO. |
|------------|-----------|
| DAY100     | 117       |
| DAY101     | 117       |
| DAY102     | 117       |
| DAY103     | 117       |
| DAY104     | 117       |
| DAY105     | 117       |
| DAY106     | 117       |
| DAY107     | 117       |

**DIP SWITCH**

| SYMBOL NO. | INDEX NO. |
|------------|-----------|
| DPS100     | 108       |
| DPS101     | 107       |

**DIODE**

| SYMBOL NO. | INDEX NO. |
|------------|-----------|
| D100       | 116       |
| D101       | 118       |
| D102       | 116       |
| D103       | 116       |
| D104       | 116       |
| D105       | 116       |
| D106       | 116       |
| D107       | 116       |
| D108       | 118       |
| D109       | 118       |

**TEST POINT**

| SYMBOL NO. | INDEX NO. |
|------------|-----------|
| TP100      | 101       |
| TP101      | 101       |
| TP102      | 101       |
| TP103      | 101       |
| TP104      | 101       |
| TP105      | 101       |
| TP106      | 101       |
| TP107      | 101       |
| TP108      | 101       |
| TP109      | 101       |

| SYMBOL NO. | INDEX NO. |
|------------|-----------|
| TP110      | 101       |
| TP111      | 101       |
| TP112      | 101       |

**IC**

| SYMBOL NO. | INDEX NO. |
|------------|-----------|
| IC100      | 133       |
| IC101      | 130       |
| IC102      | 125       |
| IC103      | 126       |
| IC104      | 106       |
| IC105      | 133       |
| IC106      | 112       |
| IC107      | 126       |
| IC108      | 128       |
| IC109      | 135       |

| SYMBOL NO. | INDEX NO. |
|------------|-----------|
| IC110      | 122       |
| IC111      | 136       |
| IC112      | 123       |
| IC113      | 127       |
| IC114      | 125       |
| IC115      | 131       |
| IC116      | 129       |
| IC117      | 112       |
| IC118      | 112       |
| IC119      | 124       |

| SYMBOL NO. | INDEX NO. |
|------------|-----------|
| IC120      | 138       |
| IC121      | 121       |
| IC122      | 137       |
| IC123      | 127       |
| IC124      | 134       |
| IC125      | 132       |
| IC126      | 132       |
| IC127      | 132       |

## LED

| SYMBOL NO. | INDEX NO. |
|------------|-----------|
| LED100     | 120       |
| LED101     | 120       |
| LED102     | 120       |
| LED103     | 120       |

## OSCILLATOR

| SYMBOL NO. | INDEX NO. |
|------------|-----------|
| OSC100     | 139       |

## TRANSISTOR

| SYMBOL NO. | INDEX NO. |
|------------|-----------|
| Q100       | 110       |
| Q101       | 111       |
| Q102       | 109       |
| Q103       | 115       |
| Q104       | 115       |

## RESISTOR ARRAY

| SYMBOL NO. | INDEX NO. |
|------------|-----------|
| RAY100     | 143       |
| RAY101     | 143       |
| RAY102     | 144       |
| RAY103     | 146       |
| RAY104     | 144       |
| RAY105     | 141       |
| RAY106     | 142       |
| RAY107     | 143       |
| RAY108     | 143       |
| RAY 109    | 146       |

## BARIABLE RESISTOR

| SYMBOL NO. | INDEX NO. |
|------------|-----------|
| VR100      | 147       |
| VR101      | 148       |
| VR102      | 148       |

## RESISTOR

| SYMBOL NO. | INDEX NO. |
|------------|-----------|
| R100       | 184       |
| R101       | 170       |
| R102       | 172       |
| R103       | 172       |
| R104       | 172       |
| R105       | 200       |
| R106       | 200       |
| R107       | 200       |
| R108       | 200       |
| R109       | 200       |

## COIL

| SYMBOL NO. | INDEX NO. |
|------------|-----------|
| L100       | 158       |

## PHOTCOUPLER

| SYMBOL NO. | INDEX NO. |
|------------|-----------|
| PC101      | 119       |

## TRANSISTOR ARRAY

| SYMBOL NO. | INDEX NO. |
|------------|-----------|
| TAY100     | 113       |
| TAY101     | 113       |
| TAY102     | 114       |

| SYMBOL NO. | INDEX NO. | SYMBOL NO. | INDEX NO. | SYMBOL NO. | INDEX NO. | SYMBOL NO. | INDEX NO. | SYMBOL NO. | INDEX NO. | SYMBOL NO. | INDEX NO. | SYMBOL NO. | INDEX NO. |
|------------|-----------|------------|-----------|------------|-----------|------------|-----------|------------|-----------|------------|-----------|------------|-----------|
| R110       | 200       | R120       | 140       | R130       | 162       | R140       | 194       | R150       | 185       | R160       | 193       | R170       | 179       |
| R111       | 200       | R121       | 160       | R131       | 194       | R141       | 175       | R151       | 176       | R161       | 179       | R171       | 181       |
| R112       | 200       | R122       | 186       | R132       | 177       | R142       | 174       | R152       | 193       | R162       | 179       | R172       | 181       |
| R113       | 140       | R123       | 189       | R133       | 171       | R143       | 187       | R153       | 180       | R163       | 167       | R173       | 181       |
| R114       | 140       | R124       | 162       | R134       | 201       | R144       | 187       | R154       | 195       | R164       | 197       | R174       | 161       |
| R115       | 140       | R125       | 163       | R135       | 164       | R145       | 163       | R155       | 167       | R165       | 172       | R175       | 166       |
| R116       | 140       | R126       | 165       | R136       | 192       | R146       | 187       | R156       | 197       | R166       | 175       | R176       | 196       |
| R117       | 140       | R127       | 159       | R137       | 190       | R147       | 181       | R157       | 172       | R167       | 183       | R177       | 179       |
| R118       | 140       | R128       | 172       | R138       | 185       | R148       | 169       | R158       | 175       | R168       | 193       | R178       | 188       |
| R119       | 140       | R129       | 160       | R139       | 182       | R149       | 169       | R159       | 183       | R169       | 179       | R180       | 188       |

## RESISTOR

| SYMBOL NO. | INDEX NO. | SYMBOL NO. | INDEX NO. |
|------------|-----------|------------|-----------|
| R181       | 160       | R191       | 179       |
| R182       | 181       | R192       | 188       |
| R183       | 181       | R193       | 188       |
| R184       | 191       | R194       | 188       |
| R185       | 189       | R195       | 188       |
| R186       | 160       | R196       | 200       |
| R187       | 160       | R197       | 200       |
| R188       | 189       | R198       | 198       |
| R189       | 180       | R199       | 173       |
| R190       | 179       | R200       | 178       |

## FUSE

| SYMBOL NO. | INDEX NO. | SYMBOL NO. | INDEX NO. |
|------------|-----------|------------|-----------|
| R201       | 199       | FU1        | 203       |
| R202       | 168       | FU2        | 202       |

## 29. MAIN BOARD (C211)

February 28, '91

| Index No. | Part No.  | Description             | Q'ty Per Assembly |
|-----------|-----------|-------------------------|-------------------|
| *         | C211 8113 | Main Control Board - B4 | 1                 |
| *         | C211 8114 | Main Control Board - A4 | 1                 |
| *         | C211 8112 | Main Control Board - LG | 1                 |

| Index No. | Part No. | Description                 | Q'ty Per Assembly |
|-----------|----------|-----------------------------|-------------------|
| 101       | 11010328 | Connector Pin Contact       |                   |
| 102       | 11022420 | Connector - 34P             |                   |
| 103       | 11030740 | Connector - 6P              |                   |
| 104       | 11031296 | Connector - 50P             |                   |
| 105       | 11031523 | Connector - 40P             |                   |
| 106       | 11040342 | IC Socket - 28P             |                   |
| 107       | 12041324 | DIP Switch                  |                   |
| 108       | 12041326 | DIP Switch                  |                   |
| 109       | 14000100 | Transistor - 2SA683         |                   |
| 110       | 14000282 | Transistor - 2SC2308        |                   |
| 111       | 14000441 | Transistor - RN1211         |                   |
| 112       | 14010192 | IC - $\mu$ PA2003C          |                   |
| 113       | 14010342 | Transistor Array - STA421 A |                   |
| 114       | 14010400 | Transistor Array - SLA4060  |                   |
| 115       | 14010401 | Transistor - 2SD1 194       |                   |
| 116       | 14010611 | Diode - IS1588              |                   |
| 117       | 14010807 | Diode Array                 |                   |
| 118       | 14020110 | Diode - V06C                |                   |
| 119       | 14030238 | IC - TLP521                 |                   |
| 120       | 14030558 | LED - SEL2110RTP3           |                   |
| 121       | 14070577 | IC - SN7406N                |                   |
| 122       | 14070647 | IC - TC4024P                |                   |
| 123       | 14070658 | IC - TC4051BP               |                   |
| 124       | 14070804 | IC - SN74LS145N             |                   |
| 125       | 14070972 | IC - HD74LS42P              |                   |
| 126       | 14070975 | IC - HD7407P                |                   |
| 127       | 14071016 | IC - D8255AC-2              |                   |
| 128       | 14071026 | IC - SN74LS373N             |                   |
| 129       | 14071151 | IC - D-8085AC-2             |                   |
| 130       | 14071154 | IC - $\mu$ PD82792-5        |                   |
| 131       | 14071919 | IC - TMP8155-P2             |                   |
| 132       | 14072273 | IC - TA8050P                |                   |
| 133       | 14080115 | IC - $\mu$ PC339C           |                   |
| 134       | 14080329 | IC - $\mu$ PC358C           |                   |
| 135       | 14080418 | IC - PST519A                |                   |

| Index No. | Part No. | Description                     | Q'ty Per Assembly |
|-----------|----------|---------------------------------|-------------------|
| 136       | 14080471 | IC - TCA955                     |                   |
| 138       | 14080592 | IC - IR3702                     |                   |
| 140       | 16001095 | Resistor - 1200hm 1/8W ±5%      |                   |
| 141       | 16017367 | Resistor Array -330 Ω           |                   |
| 142       | 16017374 | Resistor Array - 4.7K Ω         |                   |
| 143       | 16017376 | Resistor Array - 10kΩ ±5% 1 /8W |                   |
| 144       | 16017377 | Resistor Array - 15kΩ ±5% 1 /8W |                   |
| 145       | 16017378 | Resistor Array - 22k Ω ±5% 1/8W |                   |
| 146       | 16017404 | Resistor Array - 10kΩ 1/2W      |                   |
| 147       | 16018145 | Variable Resistor - 5kΩ 0.5W    |                   |
| 148       | 16018157 | Variable Resistor - 100kΩ       |                   |
| 149       | 16040861 | Capacitor - 10μF 50V            |                   |
| 150       | 16041386 | Capacitor - 100μF ±20% 50V      |                   |
| 152       | 16060997 | Capacitor - 1000pF 50V          |                   |
| 153       | 16060998 | Capacitor - 0. 01μF 50V         |                   |
| 154       | 16061636 | Capacitor - 0.0022μF 100V       |                   |
| 155       | 16061637 | Capacitor - 0.015μF 100V        |                   |
| 156       | 16061638 | Capacitor - 0.22μF 50V          |                   |
| 157       | 16061640 | Capacitor - 0.033μF 100V        |                   |
| 158       | 16070001 | Coil - SN-8S-500                |                   |
| 159       | 16114102 | Resistor -1 K Ω 1/4T ±5%        |                   |
| 160       | 16114103 | Resistor - 10k Ω 1 /4T ±5%      |                   |
| 161       | 16114104 | Resistor - 100kΩ 1 /4W±5%       |                   |
| 162       | 16114113 | Resistor -11 k Ω 1/4W ±5%       |                   |
| 163       | 16114122 | Resistor - 1.2k Ω 1/4T ±5%      |                   |
| 164       | 16114123 | Resistor - 12k Ω 1/4T ±5%       |                   |
| 165       | 16114124 | Resistor - 120k Ω 1/4T ±5%      |                   |
| 166       | 16114133 | Resistor - 13kΩ 1 /4T ±5%       |                   |
| 167       | 16114151 | Resistor -150 Ω 1/4T ±5%        |                   |
| 168       | 16114152 | Resistor - 1.5kΩ 1 /4T ±5%      |                   |
| 169       | 16114202 | Resistor - 2k Ω 1/4T ±5%        |                   |
| 170       | 16114203 | Resistor - 20k Ω 1 /4T          |                   |
| 171       | 16114221 | Resistor -220 Ω 1 /4T ±5%       |                   |
| 172       | 16114223 | Resistor - 22k Ω 1/4T ±5%       |                   |
| 173       | 16114241 | Resistor -240 Ω 1/4W            |                   |

| Index No. | Part No. | Description                  | Q'ty Per Assembly |
|-----------|----------|------------------------------|-------------------|
| 174       | 16114242 | Resistor - 2.4kΩ 1 /4T ±5%   |                   |
| 175       | 16114243 | Resistor - 24k Ω 1/4T ±5%    |                   |
| 176       | 16114244 | Resistor 240kΩ 1 /4T +5%     |                   |
| 177       | 16114302 | Resistor - 3.0k Ω 1/4T ±5%   |                   |
| 178       | 16114330 | Resistor -330 Ω 1/4T ±5%     |                   |
| 179       | 16114332 | Resistor - 3.3Kk Ω 1/4T ±5%  |                   |
| 180       | 16114334 | Resistor - 330k Ω 114T ±5%   |                   |
| 181       | 16114361 | Resistor -360 Ω 1/4T ±5%     |                   |
| 182       | 16114362 | Resistor - 3.6k Ω 1/4W       |                   |
| 183       | 16114392 | Resistor - 3.9k Ω 1/4T ±5%   |                   |
| 184       | 16114393 | Resistor - 39k Ω 1 /4T ±5%   |                   |
| 185       | 16114432 | Capacitor -4.3 Ω 1/4W        |                   |
| 186       | 16114470 | Resistor -47 Ω 1/4T 5%       |                   |
| 187       | 16114471 | Resistor -4700 1/4T ±5%      |                   |
| 188       | 16114472 | Resistor - 4.7k Ω ±5% 1/4W   |                   |
| 189       | 16114473 | Resistor - 47K Ω 1 /4T ±5%   |                   |
| 190       | 16114513 | Resistor -51 KΩ 1/4T         |                   |
| 191       | 16114514 | Resistor - 510k Ω 1/4T ±5%   |                   |
| 192       | 16114562 | Resistor - 5.6k Ω, 114T + 5% |                   |
| 193       | 16114683 | Resistor - 68k Ω 114T +5%    |                   |
| 194       | 16114752 | Resistor - 7.5k Ω 1/4T +5%   |                   |
| 195       | 16114822 | Resistor - 8.2k Ω 1/4T ±5%   |                   |
| 196       | 16114823 | Resistor - 82kΩ 1 /4T +5%    |                   |
| 197       | 16114824 | Resistor - 820k Ω 1/4T ±5%   |                   |
| 198       | 16116102 | Resistor -1 k Ω 1/2T ±5%     |                   |
| 199       | 16116222 | Resistor - 2.2K Ω 1/2T ±5%   |                   |
| 200       | 16116331 | Resistor -330 Ω 1/2T         |                   |
| 201       | 16116361 | Resistor -360Ω 1 /8T ±5%     |                   |
| 202       | 11070641 | Fuse - 2.5A                  |                   |
| 203       | 11070655 | Fuse - 50A 125V              |                   |

### 30. IMAGE PROCESSING BOARD (C211)

February 28, '91

#### CAPACITOR

| SYMBOL NO. | INDEX NO. | SYMBOL NO. | INDEX NO. | SYMBOL NO. | INDEX NO. | SYMBOL NO. | INDEX NO. | SYMBOL NO. | INDEX NO. | SYMBOL NO. | INDEX NO. | SYMBOL NO. | INDEX NO. |
|------------|-----------|------------|-----------|------------|-----------|------------|-----------|------------|-----------|------------|-----------|------------|-----------|
| C400       | 136       | C410       | 142       | C420       | 142       | C430       | 142       | C440       | 141       | C450       | 139       | C460       | 142       |
| C401       | 135       | C411       | 142       | C421       | 142       | C431       | 140       | C441       | 142       | C451       | 142       | C461       | 142       |
| C402       | 137       | C412       | 142       | C422       | 142       | C432       | 140       | C442       | 142       | C452       | 142       | C462       | 142       |
| C403       | 139       | C413       | 142       | C423       | 142       | C433       | 142       | C443       | 142       | C453       | 142       | C463       | 142       |
| C404       | 139       | C414       | 142       | C424       | 142       | C434       | 142       | C444       | 142       | C454       | 142       | C464       | 142       |
| C405       | 142       | C415       | 142       | C425       | 142       | C435       | 142       | C445       | 142       | C455       | 138       | C465       | 142       |
| C406       | 142       | C416       | 142       | C426       | 142       | C436       | 142       | C446       | 142       | C456       | 138       | C466       | 142       |
| C407       | 142       | C417       | 142       | C427       | 142       | C437       | 142       | C447       | 142       | C457       | 142       | C467       | 142       |
| C408       | 142       | C418       | 142       | C428       | 142       | C438       | 142       | C448       | 142       | C458       | 136       | C468       | 142       |
| C409       | 142       | C419       | 142       | C429       | 142       | C439       | 142       | C449       | 139       | C459       | 142       | C469       | 142       |

#### CONNECTOR

| SYMBOL NO. | INDEX NO. | SYMBOL NO. | INDEX NO. |
|------------|-----------|------------|-----------|
| C470       | 143       | CN401      | 130       |
| C471       | 143       | CN402      | 131       |
| C472       | 143       | CN403      | 126       |
| C473       | 142       | CN404      | 128       |
| C474       | 142       | CN405      | 129       |
|            |           | CN406      | 127       |

#### COIL

| SYMBOL NO. | INDEX NO. |
|------------|-----------|
| L401       | 152       |
| DPS        |           |
| SYMBOL NO. | INDEX NO. |
| DPS400     | 132       |

#### IC

| SYMBOL NO. | INDEX NO. | SYMBOL NO. | INDEX NO. | SYMBOL NO. | INDEX NO. | SYMBOL NO. | INDEX NO. | SYMBOL NO. | INDEX NO. |
|------------|-----------|------------|-----------|------------|-----------|------------|-----------|------------|-----------|
| IC400      | 105       | IC410      | 107       | IC420      | 117       | IC430      | 107       |            |           |
| IC401      | 105       | IC411      | 120       | IC421      | 119       | IC431      | 117       |            |           |
| IC402      | 105       | IC412      | 120       | IC422      | 3         | IC432      | 103       |            |           |
| IC403      | 105       | IC413      | 110       | (Socket)   | 124       | IC433      | 117       |            |           |
| IC404      | 118       | IC414      | 104       | IC423      | 115       | IC434      | 104       |            |           |
|            |           |            |           | IC424      | 113       |            |           |            |           |
| IC405      | 105       | IC415      | 122       | IC425      | 117       | IC435      | 117       |            |           |
| IC406      | 114       | IC416      | 113       | IC426      | 113       | IC436      | 103       |            |           |
| IC407      | 114       | IC417      | 106       | IC427      | 117       | IC437      | 117       |            |           |
| IC408      | 123       | IC418      | 115       | IC428      | 108       | IC438      | 112       |            |           |
| IC409      | 113       | IC419      | 107       | IC429      | 117       | IC439      | 105       |            |           |

## IC

| SYMBOL NO. | INDEX NO. |
|------------|-----------|
| IC440      | 111       |
| IC441      | 117       |
| IC442      | 103       |
| IC443      | 117       |
| IC444      | 112       |
| IC445      | 117       |
| IC446      | 105       |
| IC447      | 2         |
| (Socket)   | 124       |
| IC448      | 1         |
| (Socket)   | 124       |

| SYMBOL NO. | INDEX NO. |
|------------|-----------|
| IC449      | 103       |
| IC450      | 101       |
| IC451      | 103       |
| IC452      | 111       |
| IC453      | 111       |
| IC454      | 115       |
| IC455      | 103       |
| IC456      | 115       |
| IC457      | 115       |
| IC458      | 115       |

| SYMBOL NO. | INDEX NO. |
|------------|-----------|
| IC459      | 102       |
| IC460      | 115       |
| IC461      | 103       |
| IC462      | 107       |
| IC463      | 109       |
| IC464      | 121       |
| IC465      | 116       |
| IC466      | 103       |
| IC467      | 115       |
| IC468      | 115       |

| SYMBOL NO. | INDEX NO. |
|------------|-----------|
| IC469      | 115       |
| IC470      | 102       |
| IC471      | 115       |
| IC472      | 117       |
| IC473      | 104       |
| IC474      | 104       |

## OSC

| SYMBOL NO. | INDEX NO. |
|------------|-----------|
| OSC400     | 133       |
| OSC401     | 134       |

## RESISTOR

| SYMBOL NO. | INDEX NO. |
|------------|-----------|
| R400       | 145       |
| R401       | 145       |
| R402       | 145       |
| R403       | 145       |
| R404       | 150       |
| R405       | 150       |
| R406       | 149       |
| R407       | 149       |
| R408       | 149       |
| R409       | 149       |

| SYMBOL NO. | INDEX NO. |
|------------|-----------|
| R410       | 149       |
| R411       | 147       |
| R412       | 149       |
| R413       | 149       |
| R414       | 149       |
| R415       | 149       |
| R416       | 149       |
| R417       | 149       |
| R418       | 149       |
| R419       | 145       |

## TEST POINT

| SYMBOL NO. | INDEX NO. |
|------------|-----------|
| R420       | 146       |
| R421       | 149       |
| R422       | 149       |
| R423       | 149       |
| R424       | 146       |
| R425       | 146       |
| R426       | 146       |
| R427       | 146       |
| R428       | 151       |
| R429       | 149       |

| SYMBOL NO. | INDEX NO. |
|------------|-----------|
| R430       | 149       |
| R341       | 149       |
| R432       | 149       |
| R433       | 149       |
| R434       | 149       |
| R435       | 149       |
| R436       | 149       |
| R437       | 149       |
| R438       | 149       |
| R439       | 149       |

| SYMBOL NO. | INDEX NO. |
|------------|-----------|
| R440       | 146       |
| R441       | 146       |
| R442       | 145       |
| R443       | 148       |
| R444       | 146       |
| R445       | 146       |
| R446       | 144       |
| R447       | 145       |
| R448       | 146       |

| SYMBOL NO. | INDEX NO. |
|------------|-----------|
| TP400      | 125       |
| TP401      | 125       |
| TP402      | 125       |
| TP403      | 125       |



30. IMAGE PROCESSING BOARD (C211)

February 28, '91

| Index No. | Part No.         | Description  | Q'ty Per Assembly |
|-----------|------------------|--|-------------------|
| *         | C211 8002        | Image Processing Board - 110/220/240V                    |                   |
| 1         | C203 8004        | IC - HN27128AP-20  | 1                 |
| 2         | C203 8005        | IC - HN27128AP-20  | 1                 |
| 3         | C203 8006        | IC - HN27128AP-20  | 1                 |
|           |                  | <i>C211 8002</i>   |                   |
|           | <i>C211 8003</i> | <i>IC - 120V</i><br><i>Image Processing Board - 120V</i> |                   |
| 101       | 14072594         | IC - SN74LS151NS   |                   |
| 102       | 14071600         | IC - SN74LS244NS   |                   |
| 103       | 14071605         | TTL - SN74LS157NS  |                   |
| 104       | 14071741         | IC - SN74LS32NS  |                   |
| 105       | 14071746         | IC - SN74LS240NS   |                   |
| 106       | 14071846         | IC - SN74LS42U   |                   |
| 107       | 14071880         | IC - SN74LS04NS  |                   |
| 108       | 14071882         | IC - SN74LS373NS   |                   |
| 109       | 14071957         | IC - SN74LS283NS   |                   |
| 110       | 14071984         | IC - SH74LS123NS   |                   |
| 111       | 14072010         | IC - HM6264FP-10   |                   |
| 112       | 14072052         | IC - SN74LS74NS  |                   |
| 113       | 14072081         | IC - SN74LS08NS  |                   |
| 114       | 14072247         | IC - SN74LS164NS   |                   |
| 115       | 14072249         | IC - SN74LS174NS   |                   |
| 116       | 14072253         | IC - SN74LS393NS   |                   |
| 117       | 14072347         | IC - SN74LS161 NS  |                   |

| Index No. | Part No. | Description                            | Q'ty Per Assembly |
|-----------|----------|--|-------------------|
| 118       | 14072510 | IC - $\mu$ PD78C10G -36                |                   |
| 119       | 14072702 | IC - MSM82C55A-2RS                     |                   |
| 120       | 14072703 | IC - MSM82C54-2RS                      |                   |
| 121       | 14072725 | IC - SN74LS51NS                        |                   |
| 122       | 14072727 | IC - SN74LS258NS                       |                   |
| 123       | 14080408 | IC - PST518A                           |                   |
| 124       | 11040413 | Connector - 28P                        |                   |
| 125       | 11010328 | Connector Pin Contact                  |                   |
| 126       | 11022301 | Connector - 40P                        |                   |
| 127       | 11023481 | Connector - 26P                        |                   |
| 128       | 11023672 | Connector - 26P                        |                   |
| 129       | 11023859 | Connector - 20P                        |                   |
| 130       | 11030698 | Connector - 9P                         |                   |
| 131       | 11030755 | Connector - 50P                        |                   |
| 132       | 12041543 | DIP Switch                             |                   |
| 133       | 15030070 | Ceramic Oscillator - 10MHZ             |                   |
| 134       | 15030271 | Oscillator -CSA6.90MT011               |                   |
| 135       | 16042208 | Capacitor - 10,UF 50V                  |                   |
| 136       | 16042081 | Capacitor - 1 $\mu$ F 50V              |                   |
| 137       | 16042209 | Capacitor - 100 $\mu$ F 25V            |                   |
| 138       | 16050306 | Capacitor - 27pF 50V                   |                   |
| 139       | 16050491 | Capacitor - 230pF 50V                  |                   |
| 140       | 16061455 | Capacitor - 470pF 25V                  |                   |
| 141       | 16061537 | Capacitor - 1000PF 50V                 |                   |
| 142       | 16061139 | Capacitor - 0. 01 $\mu$ F $\pm$ 20%    |                   |
| 143       | 16061190 | Capacitor - 150pF 50V                  |                   |
| 144       | 16100031 | Resistor -47 $\Omega$ 1/8W             |                   |
| 145       | 16100049 | Resistor -470 $\Omega$ 1/8W $\pm$ 5%   |                   |
| 146       | 16100053 | Resistor -1 k $\Omega$ 1/8W $\pm$ 5%   |                   |
| 147       | 16100061 | Resistor - 2.2k $\Omega$ 1/8W $\pm$ 5% |                   |
| 148       | 16100064 | Resistor - 3k $\Omega$ 1/8W $\pm$ 5%   |                   |
| 149       | 16100067 | Resistor - 4.7k $\Omega$ 1/8W $\pm$ 5% |                   |
| 150       | 16060689 | Capacitor - 0.01 $\mu$ F +80% -20% 50V |                   |
| 151       | 16100107 | Resistor -1 M $\Omega$ 1/8W $\pm$ 5%   |                   |
| 152       | 16070421 | Coil - SP0615-220M2R0                  |                   |

CAPACITOR

| SYMBOL NO. | INDEX NO. | SYMBOL NO. | INDEX NO. | SYMBOL NO. | INDEX NO. | SYMBOL NO. | INDEX NO. | SYMBOL NO. | INDEX NO. | SYMBOL NO. | INDEX NO. | SYMBOL NO. | INDEX NO. |
|------------|-----------|------------|-----------|------------|-----------|------------|-----------|------------|-----------|------------|-----------|------------|-----------|
| C600       | 151       | C610       | 151       | C620       | 156       | C630       | 158       | C640       | 158       | C650       | 157       | C660       | 152       |
| C601       | 158       | C611       | 158       | C621       | 158       | C631       | 158       | C641       | 157       | C651       | 152       | C661       | 152       |
| C602       | 158       | C612       | 158       | C622       | 158       | C632       | 158       | C642       | 158       | C652       | 158       | C662       | 158       |
| C603       | 158       | C613       | 158       | C623       | 158       | C633       | 158       | C643       | 152       | C653       | 158       | C663       | 152       |
| C604       | 154       | C614       | 158       | C624       | 152       | C634       | 152       | C644       | 158       | C654       | 158       | C664       | 158       |
| C605       | 158       | C615       | 152       | C625       | 158       | C635       | 158       | C645       | 158       | C655       | 152       | C665       | 158       |
| C606       | 154       | C616       | 158       | C626       | 158       | C636       | 158       | C646       | 152       | C656       | 158       | C666       | 158       |
| C607       | 158       | C617       | 148       | C627       | 158       | C637       | 158       | C647       | 152       | C657       | 149       | C667       | 158       |
| C608       | 155       | C618       | 152       | C628       | 158       | C638       | 152       | C648       | 152       | C658       | 158       | C668       | 152       |
| C609       | 158       | C619       | 158       | C629       | 158       | C639       | 152       | C649       | 158       | C659       | 158       | C669       | 161       |

|            |           |            |           |            | CONNECTOR |            |           |            | DIODE     |            |           |            |           |
|------------|-----------|------------|-----------|------------|-----------|------------|-----------|------------|-----------|------------|-----------|------------|-----------|
| SYMBOL NO. | INDEX NO. | SYMBOL NO. | INDEX NO. | SYMBOL NO. | INDEX NO. | SYMBOL NO. | INDEX NO. | SYMBOL NO. | INDEX NO. | SYMBOL NO. | INDEX NO. | SYMBOL NO. | INDEX NO. |
| C670       | 154       | C680       | 153       | C690       | 196       | C700       | 150       | C710       | 158       | CN601      | 107       | D600       | 115       |
| C671       | 159       | C681       | 196       | C691       | 158       | C701       | 196       | C711       | 158       | CN602      | 108       | D601       | 115       |
| C672       | 158       | C682       | 196       | C692       | 196       | C702       | 158       | C712       | 158       | CN603      | 103       | D602       | 115       |
| C673       | 158       | C683       | 153       | C693       | 158       | C703       | 158       | C713       | 158       | CN604      | 102       | D603       | 115       |
| C674       | 158       | C684       | 196       | C694       | 151       | C704       | 196       |            |           | CN605      | 106       | D604       | 115       |
| C675       | 158       | C685       | 196       | C695       | 158       | C705       | 196       |            |           | CN606      | 104       | D605       | 115       |
| C676       | 153       | C686       | 158       | C696       | 158       | C706       | 158       |            |           | CN607      | 105       | D606       | 115       |
| C677       | 158       | C687       | 158       | C697       | 160       | C707       | 158       |            |           | CN608      | 109       | D607       | 115       |
| C678       | 158       | C688       | 158       | C698       | 158       | C708       | 158       |            |           |            |           | D608       | 115       |
| C679       | 158       | C689       | 153       | C699       | 158       | C709       | 158       |            |           |            |           | D609       | 115       |

## DIODE

| SYMBOL NO. | INDEX NO. |
|------------|-----------|
| D610       | 115       |
| D611       | 115       |
| D612       | 115       |
| D613       | 115       |

Ic

| SYMBOL NO. | INDEX NO. | SYMBOL NO. | INDEX NO. | SYMBOL NO. | INDEX NO. | SYMBOL NO. | INDEX NO. | SYMBOL NO. | INDEX NO. | SYMBOL NO. | INDEX NO. | SYMBOL NO. | INDEX NO. |
|------------|-----------|------------|-----------|------------|-----------|------------|-----------|------------|-----------|------------|-----------|------------|-----------|
| IC600      | 137       | IC610      | 138       | IC620      | 139       | IC630      | 133       | IC640      | 118       | Q600       | 112       |            |           |
| IC601      | 132       | IC611      | 122       | IC621      | 140       | IC631      | 118       | IC641      | 119       | Q601       | 114       |            |           |
| IC602      | 123       | IC612      | 126       | IC622      | 136       | IC632      | 121       | IC642      | 129       | Q602       | 112       |            |           |
| IC603      | 134       | IC613      | 129       | IC623      | 133       | IC633      | 130       | IC643      | 129       | Q603       | 114       |            |           |
| IC604      | 120       | IC614      | 127       | IC624      | 139       | IC634      | 125       | IC644      | 118       | Q604       | 113       |            |           |
| IC605      | 131       | IC615      | 144       | IC625      | 141       | IC635      | 118       | IC645      | 119       | Q605       | 111       |            |           |
| IC606      | 139       | IC616      | 135       | IC626      | 130       | IC636      | 128       | IC646      | 141       | Q606       | 110       |            |           |
| IC607      | 134       | IC617      | 130       | IC627      | 133       | IC637      | 129       | IC647      | 123       | Q607       | 114       |            |           |
| IC608      | 133       | IC618      | 124       | IC628      | 140       | IC638      | 129       | IC648      | 145       | Q608       | 114       |            |           |
| IC609      | 131       | IC619      | 129       | IC629      | 127       | IC639      | 124       | IC649      | 143       | Q609       | 114       |            |           |

## TRANSISTOR

## RESISTOR

| S. YMBOL NO. | INDEX NO. |
|--------------|-----------|
| Q610         | 114       |
| Q611         | 112       |
| Q612         | 113       |

| SYMBOL NO. | INDEX NO. | SYMBOL NO. | INDEX NO. | SYMBOL NO. | INDEX NO. | SYMBOL NO. | INDEX NO. | SYMBOL NO. | INDEX NO. | SYMBOL NO. | INDEX NO. |
|------------|-----------|------------|-----------|------------|-----------|------------|-----------|------------|-----------|------------|-----------|
| R600       | 172       | R610       | 183       | R620       | 185       | R631       | 191       | R641       | 191       | R651       | 163       |
| R601       | 172       | R611       | 180       | R621       | 187       | R632       | 190       | R642       | 163       | R652       | 163       |
| R602       | 172       | R612       | 163       | R623       | 184       | R633       | 177       | R643       | 183       | R653       | 163       |
| R603       | 172       | R613       | 183       | R624       | 172       | R634       | 185       | R644       | 180       | R654       | 175       |
| R604       | 172       | R614       | 190       | R625       | 179       | R635       | 189       | R645       | 180       | R655       | 172       |
| R605       | 170       | R615       | 183       | R626       | 172       | R636       | 169       | R646       | 163       | R656       | 163       |
| R606       | 170       | R616       | 180       | R627       | 172       | R637       | 169       | R647       | 163       | R657       | 180       |
| R607       | 170       | R617       | 180       | R628       | 182       | R638       | 169       | R648       | 180       | R658       | 180       |
| R608       | 170       | R618       | 180       | R629       | 176       | R639       | 169       | R649       | 180       | R659       | 169       |
| R609       | 170       | R619       | 163       | R630       | 198       | R640       | 169       | R650       | 163       | R660       | 169       |

31. A/D CONVERSION BOARD (C211)

February 28, '91

| Index No. | Part No.  | Description          | Q'ty Per Assembly |
|-----------|-----------|----------------------|-------------------|
| *         | C203 8018 | A/D Conversion Board | 1                 |

| Index No. | Part No.  | Description                | Q'ty Per Assembly |
|-----------|-----------|----------------------------|-------------------|
| 101       | 11010328  | Connector Pin Contact      |                   |
| 102       | 11020845  | Connector - 3P             |                   |
| 103       | 11020903  | Connector - 4P             |                   |
| 104       | 11020905  | Connector - 5P             |                   |
| 105       | 11020913  | Connector - 9P             |                   |
| 106       | 11020915  | Connector - 10P            |                   |
| 107       | 11022854  | Connector - 40P            |                   |
| 108       | 11023822  | Connector - 20P            |                   |
| 109       | 11031740  | Connector - 4P             |                   |
| 110       | 14000098  | Transistor - 2SA950-Y      |                   |
| 111       | 14000163  | Transistor - 2SC2120 - Y   |                   |
| 112       | 14000382  | Transistor - 2SA1 037KR    |                   |
| 113       | 14010200  | Transistor - 2SD633        |                   |
| 114       | 14010298  | Transistor - 2SC2712YTE85L |                   |
| 115       | 14010835  | Diode - 1SS190             |                   |
| 116       | 14020833  | Zener Diode - IZ36         |                   |
| 117       | 14040165  | Thermistor - 203CT-4       |                   |
| 118       | 14071224  | IC - DS0026CN-8            |                   |
| 119       | 14071315  | TTLIC - HD74LS86FP         |                   |
| 120       | 14071605  | TTL -SN74LS157NS           |                   |
| 121       | 14071610  | IC - SN7407                |                   |
| 122       | 14071723  | IC - TC4052BF              |                   |
| 123       | 14071746  | IC - SN74LS240NS           |                   |
| 124       | 14071783  | IC - SN74LS02NS            |                   |
| 125       | 14071813  | IC -SN74LS11 NS            |                   |
| 126       | 14071849  | IC - M52672P               |                   |
| 127       | 14071880  | IC - SN74LS04NS            |                   |
| 128       | 14071935  | IC - TC4066BF              |                   |
| 129       | 14072052  | IC - SN74LS74ANS           |                   |
| 130       | 14072081  | IC - SN74LS00NS            |                   |
| 131       | 14072249  | IC - SN74LS174NS           |                   |
| 132       | 1407 1600 | TTL - IC - SN74LS241 NS    |                   |
| 133       | 14072347  | IC - SN74LS161NS           |                   |
| 134       | 14072348  | IC - TC4051BF              |                   |
| 135       | 14072700  | IC - SN74LS137NS           |                   |

MS

| Index No. | Part No. | Description                            | Q'ty Per Assembly |
|-----------|----------|--|-------------------|
| 136       | 14072701 | IC - $\mu$ PD4364G-10L                 |                   |
| 137       | 14080322 | IC - DAC00800LCN                       |                   |
| 138       | 14080408 | IC - PST518A                           |                   |
| 139       | 14080526 | IC - HA3-2525-5                        |                   |
| 140       | 14080562 | IC - $\mu$ PC4082G                     |                   |
| 141       | 14080565 | IC - $\mu$ PC311G                      |                   |
| 142       | 14080604 | IC - $\mu$ PC393                       |                   |
| 143       | 14080684 | IC - S17500A                           |                   |
| 144       | 14080685 | IC - $\mu$ PC814G                      |                   |
| 145       | 14080686 | IC - $\mu$ PD555G                      |                   |
| 146       | 16001264 | Resistor - $1 \Omega \pm 10\%$ 5W      |                   |
| 147       | 16018145 | Variable Resistor - 5k(20.5W)          |                   |
| 148       | 16041984 | Capacitor - $1 \mu$ F 16V              |                   |
| 149       | 16041855 | Capacitor - $4.7 \mu$ F 25V            |                   |
| 150       | 16041315 | Capacitor - $220 \mu$ F 50V            |                   |
| 151       | 16041385 | Capacitor - $47 \mu$ F 50V             |                   |
| 152       | 16041382 | Capacitor - $10 \mu$ F 50V             |                   |
| 153       | 16041008 | Capacitor - $33 \mu$ F 35V             |                   |
| 154       | 16041366 | Capacitor - $47 \mu$ F 25V             |                   |
| 155       | 16041354 | Capacitor - $100 \mu$ F 10V            |                   |
| 157       | 16050365 | Capacitor - $3 \mu$ F 50V              |                   |
| 158       | 16061452 | Capacitor - $0.01 \mu$ F $\pm 20\%$    |                   |
| 159       | 16061453 | Capacitor - $0.1 \mu$ F 25V            |                   |
| 160       | 16061346 | Capacitor - $0.01 \mu$ F 50V           |                   |
| 161       | 16061352 | Capacitor - $0.1 \mu$ F 50V            |                   |
| 162       | 16100017 | Resistor - $10 \Omega$ $1/8T \pm 5\%$  |                   |
| 163       | 16100025 | Resistor - $22 \Omega$ $1/8W \pm 5\%$  |                   |
| 164       | 16100033 | Resistor - $68 \Omega$ $1/8T \pm 5\%$  |                   |
| 165       | 16100035 | Resistor - $100 \Omega$ $1/8W \pm 5\%$ |                   |
| 166       | 16100036 | Resistor - $110 \Omega$ $1/8W \pm 5\%$ |                   |
| 167       | 16100039 | Resistor - $150 \Omega$ $1/8W \pm 5\%$ |                   |
| 168       | 16100046 | Resistor - $300 \Omega$ $1/8W$         |                   |
| 169       | 16100047 | Resistor - $330 \Omega$ $1/8W \pm 5\%$ |                   |
| 170       | 16100049 | Resistor - $470 \Omega$ $1/8W \pm 5\%$ |                   |
| 171       | 16100051 | Resistor - $680 \Omega$ $1/8W \pm 5\%$ |                   |

M35



| Index No. | Part No.  | Description   | Q'ty Per Assembly |
|-----------|-----------|---|-------------------|
| 172       | 16100053  | Resistor - $1 k\Omega$ $1/8W \pm 5\%$                                   |                   |
| 173       | 16100055  | Resistor - $1.2k \Omega$ $1/8W \pm 5\%$                                 |                   |
| 174       | 16100060  | Resistor - $2.0k \Omega$ $1/8T \pm 5\%$                                 |                   |
| 175       | 16100061  | Resistor - $2.2k \Omega$ $1/8W \pm 5\%$                                 |                   |
| 176       | 16100062  | Resistor - $2.4 \Omega \pm 5\%$ $1/8W$                                  |                   |
| 177       | 16100064  | Resistor - $3k \Omega$ $1/8W \pm 5\%$                                   |                   |
| 178       | 16100065  | Resistor - $3.3k \Omega$ $1/8W \pm 5\%$                                 |                   |
| 179       | 16100066  | Resistor - $3.9k \Omega$ $1/8W \pm 5\%$                                 |                   |
| 180       | 16100067  | Resistor - $4.7k \Omega$ $1/8W \pm 5\%$                                 |                   |
| 181       | 16100069  | Resistor - $6.8k \Omega$ $1/8W \pm 5\%$                                 |                   |
| 182       | 16100070  | Resistor - $8.2k \Omega$ $1/8T \pm 5\%$                                 |                   |
| 183       | 16100071  | Resistor - $10k \Omega \pm 5\%$ $1/8W$                                  |                   |
| 184       | 16100072  | Resistor - $11k \Omega$ $1/8T \pm 5\%$                                  |                   |
| 185       | 16100075  | Resistor - $15k \Omega$ $1/8W \pm 5\%$                                  |                   |
| 186       | 16100077  | Resistor - <del><math>18k \Omega</math> <math>1/8W</math></del>         |                   |
| 187       | 16100078  | Resistor - <del><math>22k \Omega</math> <math>1/8W \pm 5\%</math></del> |                   |
| 188       | 1630 2472 | Resistor - $22k \Omega$ $1/8W \pm 5\%$                                  |                   |
| 189       | 16100080  | Resistor - $24k \Omega$ $1/8T \pm 5\%$                                  |                   |
| 190       | 16100081  | Resistor - $27k \Omega$ $1/8W \pm 5\%$                                  |                   |
| 191       | 16100085  | Resistor - $47k \Omega$ $1/8W \pm 5\%$                                  |                   |
| 192       | 16100090  | Resistor - $110k \Omega$ $1/8W$   |                   |
| 193       | 16100091  | Resistor - $120k \Omega$  |                   |
| 194       | 16100094  | Resistor - $160k \Omega$ $1/8W$   |                   |
| 195       | 16100095  | Resistor - $180k \Omega$ $1/8W \pm 5\%$                                 |                   |
| 196       | 16100286  | Capacitor - $100 \mu$ F $50V \pm 10\%$                                  |                   |
| 197       | 16100512  | Resistor - $6.2k \Omega$ $1/8T \pm 5\%$                                 |                   |
| 198       | 16100513  | Resistor - $5.1k \Omega$ $1/8T \pm 5\%$                                 |                   |
| 199       | 16100649  | Resistor - $620 \Omega \pm 5\%$ $1/8W$                                  |                   |
| 200       | 16100652  | Resistor - $3.6k \Omega \pm 5\%$ $1/8W$                                 |                   |
| 201       | 16100666  | Resistor - $620k \Omega \pm 5\%$ $1/8W$                                 |                   |
| 202       | 16100233  | Resistor - $4.3k \Omega$ $1/8W$   |                   |
| 203       | 11070654  | Fuse - 50A 125V   |                   |

### 32. THERMAL HEAD DRIVE BOARD (C211)

February 28, '91

#### CAPACITOR

| SYMBOL NO. | INDEX NO. | SYMBOL NO. | INDEX NO. | SYMBOL NO. | INDEX NO. |
|------------|-----------|------------|-----------|------------|-----------|
| C700       | 126       | C710       | 129       | C720       | 129       |
| C701       | 127       | C711       | 129       | C721       | 130       |
| C702       | 129       | C712       | 129       | C722       | 128       |
| C703       | 129       | C713       | 129       | C723       | 129       |
| C704       | 129       | C714       | 129       | C724       | 129       |
| C705       | 129       | C715       | 129       | C725       | 129       |
| C706       | 129       | C716       | 129       | C726       | 129       |
| C707       | 129       | C717       | 129       | C727       | 131       |
| C708       | 129       | C718       | 129       | C728       | 127       |
| C709       | 129       | C719       | 129       |            |           |

#### CONNECTOR

| SYMBOL NO. | INDEX NO. |
|------------|-----------|
| CN701      | 117       |
| CN702      | 118       |
| CN703      | 120       |
| CN704      | 119       |
| CN705      | 116       |

#### DIODE

| SYMBOL NO. | INDEX NO. |
|------------|-----------|
| D700       | 123       |
| D701       | 123       |

#### IC

| SYMBOL NO. | INDEX NO. | SYMBOL NO. | INDEX NO. |
|------------|-----------|------------|-----------|
| IC700      | 113       | IC710      | 105       |
| IC701      | 114       | IC711      | 104       |
| IC702      | 109       | IC712      | 104       |
| IC703      | 107       | IC713      | 111       |
| IC704      | 109       | IC714      | 110       |
| IC705      | 111       | IC715      | 110       |
| IC706      | 101       | IC716      | 110       |
| IC707      | 106       | IC717      | 110       |
| IC708      | 112       | IC718      | 110       |
| IC709      | 102       | IC719      | 110       |

#### COIL

| SYMBOL NO. | INDEX NO. | SYMBOL NO. | INDEX NO. |
|------------|-----------|------------|-----------|
| IC730      | 108       | L701       | 138       |
| IC731      | 108       | L702       | 139       |
| IC732      | 140       | L703       | 139       |
| IC733      | 141       | L704       | 139       |
| IC734      | 141       | L705       | 139       |

#### TRANSISTOR

| SYMBOL NO. | INDEX NO. |
|------------|-----------|
| Q700       | 122       |
| Q701       | 121       |

#### RESISTOR

| SYMBOL NO. | INDEX NO. | SYMBOL NO. | INDEX NO. | SYMBOL NO. | INDEX NO. |
|------------|-----------|------------|-----------|------------|-----------|
| R700       | 125       | R710       | 132       | R720       | 133       |
| R701       | 125       | R711       | 135       | R721       | 133       |
| R702       | 125       | R712       | 135       | R722       | 133       |
| R703       | 125       | R713       | 135       | R723       | 133       |
| R704       | 125       | R714       | 135       | R724       | 133       |
| R705       | 132       | R715       | 135       | R725       | 132       |
| R706       | 132       | R716       | 135       | R726       | 132       |
| R707       | 132       | R717       | 135       | R727       | 133       |
| R708       | 132       | R718       | 135       | R728       | 133       |
| R709       | 132       | R719       | 135       | R729       | 133       |

| SYMBOL NO. | INDEX NO. |
|------------|-----------|
| IC720      | 109       |
| IC721      | 107       |
| IC722      | 103       |
| IC723      | 103       |
| IC724      | 103       |
| IC725      | 109       |
| IC726      | 103       |
| IC727      | 103       |
| IC728      | 103       |
| IC729      | 108       |

**RESISTOR**

| SYMBOL<br>NO. | INDEX<br>NO. |
|---------------|--------------|
| R730          | 133          |
| R731          | 134          |
| R732          | 135          |
| R733          | 135          |
| R734          | 136          |
| R735          | 132          |
| R736          | 137          |
| R737          | 133          |
| R738          | 136          |

**TEST POINT**

| SYMBOL<br>NO. | INDEX<br>NO. |
|---------------|--------------|
| TP700         | 115          |
| TP701         | 115          |

**ZENER DIODE**

| SYMBOL<br>NO. | INDEX<br>NO. |
|---------------|--------------|
| ZD700         | 124          |

## 32. THERMAL HEAD DRIVE BOARD (C211)

February 28, '91

| Index No. | Part No. | Description              | Qty Per Assembly |
|-----------|----------|--------------------------|------------------|
|           | C2138028 | Thermal Head Drive Board | 1                |
| 101       | 14071596 | IC - SN74LS14NS          |                  |
| 102       | 14071600 | IC - SN74LS244NS         |                  |
| 103       | 14071605 | TTL - SN74LS157NS        |                  |
| 104       | 14071741 | IC - SN74LS32NS          |                  |
| 105       | 14071746 | IC - SN74LS240NS         |                  |
| 106       | 14071880 | IC - SN74LS04NS          |                  |

| Index No. | Part No. | Description                            | Qty Per Assembly |
|-----------|----------|--|------------------|
| 107       | 14072081 | IC - SN74LS08NS                        |                  |
| 108       | 14072203 | IC - $\mu$ PD4311C-35                  |                  |
| 109       | 14072250 | IC - SN75LS175NS                       |                  |
| 110       | 14072347 | IC - SN74LS161NS                       |                  |
| 111       | 14072554 | IC - SN74LS596NS                       |                  |
| 112       | 14072726 | IC - SN74LS155NS                       |                  |
| 113       | 14080684 | IC - S17500A                           |                  |
| 114       | 14080686 | IC - $\mu$ PD555G                      |                  |
| 115       | 11010328 | Connector Pin Contact                  |                  |
| 116       | 11020915 | Connector -10P                         |                  |
| 117       | 11023867 | Connector -                            |                  |
| 118       | 11022300 | Connector - 26P                        |                  |
| 119       | 11023100 | Connector - 30P                        |                  |
| 120       | 11023858 | Connector - 20P                        |                  |
| 121       | 14000382 | Transistor - 2SA1037KR                 |                  |
| 122       | 14010200 | Transistor - 2SD633                    |                  |
| 123       | 14010835 | Diode - 1SS190                         |                  |
| 124       | 14020833 | Zener Diode -IZ36                      |                  |
| 125       | 16001264 | Resistor -1 $\Omega$ $\pm$ 10% 5W      |                  |
| 126       | 16041986 | Capacitor -220 $\mu$ F 50V             |                  |
| 127       | 16041991 | Capacitor -47 $\mu$ F 25V              |                  |
| 128       | 16100286 | Capacitor -100pF 50V $\pm$ 10%         |                  |
| 129       | 16061139 | Capacitor - 0.01 $\mu$ F $\pm$ 20%     |                  |
| 130       | 16061692 | Capacitor - 0.01 $\mu$ F 50V           |                  |
| 131       | 16061537 | Capacitor - 1000pf 50V $\pm$ 20%       |                  |
| 132       | 16100046 | Resistor -300 $\Omega$ 1/8W            |                  |
| 133       | 16100049 | Resistor -470 $\Omega$ 1/8W $\pm$ 5%   |                  |
| 134       | 16100051 | Resistor -680 $\Omega$ 1/8W $\pm$ 5%   |                  |
| 135       | 16100053 | Resistor -1 k $\Omega$ 1/8W $\pm$ 5%   |                  |
| 136       | 16100066 | Resistor - 3.9k $\Omega$ 1/8W $\pm$ 5% |                  |
| 137       | 16100069 | Resistor - 6.8k $\Omega$ 1/8W $\pm$ 5% |                  |
| 138       | 16070503 | Coil - SP0615 - 100M3R5                |                  |
| 139       | 16027046 | Filter DSS306-%5B151 M100              |                  |
| 140       | 14070542 | IC - SN74LS00NS                        |                  |
| 141       | 14072052 | IC - SSN74LS74ANS                      |                  |



### 33. POWER SUPPLY UNIT (C211)

February 28, '91

#### CAPACITOR

| SYMBOL NO. | INDEX NO. | SYMBOL NO. | INDEX NO. | SYMBOL NO. | INDEX NO. | SYMBOL NO. | INDEX NO. | SYMBOL NO. | INDEX NO. | SYMBOL NO. | INDEX NO. | SYMBOL NO. | INDEX NO. |
|------------|-----------|------------|-----------|------------|-----------|------------|-----------|------------|-----------|------------|-----------|------------|-----------|
| C101       | 129       | C111       | 120       | C121       | 110       | C201       | 121       | C211       | 128       | C221       | 125       | C231       | 101       |
| C102       | 129       | C112       | 113       | C122       | 102       | C202       | 121       | C212       | 104       | C222       | 125       | C232       | 116       |
| C103       | 136       | C113       | 112       | C123       | 135       | C203       | 122       | C213       | 131       | C223       | 105       | C233       | 126       |
| C104       | 136       | C114       | 139       | C124       | 103       | C204       | 114       | C214       | 101       | C224       | 116       | C234       | 105       |
| C105       | 129       | C115       | 138       | C125       | 127       | C205       | 114       | C215       | 117       | C225       | 101       | C235       | 116       |
| C106       | 123       | C116       | 127       | C126       | 130       | C206       | 114       | C216       | 121       | C226       | 116       | C236       | 101       |
| C107       | 109       | C117       | 119       | C127       | 120       | C207       | 134       | C217       | 115       | C227       | 125       | C237       | 116       |
| C108       | 109       | C118       | 108       | C128       | 117       | C208       | 101       | C218       | 115       | C228       | 125       | C238       | 126       |
| C109       | 123       | C119       | 123       |            |           | C209       | 128       | C219       | 134       | C229       | 105       | C239       | 126       |
| C110       | 133       | C120       | 124       |            |           | C210       | 137       | C220       | 112       | C230       | 116       | C240       | 106       |

#### CONNECTOR

| SYMBOL NO. | INDEX NO. | SYMBOL NO. | INDEX NO. |
|------------|-----------|------------|-----------|
| C241       | 106       | C251       | 111       |
| C242       | 107       |            |           |
| C243       | 116       |            |           |
| C244       | 132       |            |           |
| C245       | 127       |            |           |
| C246       | 104       |            |           |
| C247       | 131       |            |           |
| C248       | 118       |            |           |
| C249       | 101       |            |           |
| C250       | 111       |            |           |

| SYMBOL NO. | INDEX NO. |
|------------|-----------|
| CN501      | 142       |
| CN502      | 140       |
| CN503      | 143       |
| CN504      | 141       |

#### DIODE

| SYMBOL NO. | INDEX NO. |
|------------|-----------|
| D101       | 147       |
| D102       | 148       |
| D103       | 147       |
| D104       | 148       |
| D105       | 153       |
| D106       | 154       |
| D107       | 153       |
| D108       | 148       |
| D109       | 148       |
| D110       | 145       |

| SYMBOL NO. | INDEX NO. |
|------------|-----------|
| D111       | 145       |
| D112       | 148       |
| D113       | 151       |
| D114       | 151       |
| D115       | 150       |
| D116       | 150       |
| D117       | 147       |

| SYMBOL NO. | INDEX NO. |
|------------|-----------|
| D201       | 146       |
| D202       | 147       |
| D203       | 150       |
| D204       | 150       |
| D205       | 152       |
| D206       | 145       |
| D207       | 144       |
| D208       | 144       |
| D209       | 147       |
| D210       | 147       |

| SYMBOL NO. | INDEX NO. |
|------------|-----------|
| D211       | 147       |
| D212       | 147       |
| D213       | 147       |
| D214       | 149       |
| D215       | 147       |
| D216       | 147       |

FUSE

| SYMBOL NO. | INDEX NO. |
|------------|-----------|
| F 11       | 155       |
| (Socket)   | 253       |

IC

| SYMBOL NO. | INDEX NO. |
|------------|-----------|
| IC201      | 156       |
| IC202      | 158       |
| IC203      | 160       |
| IC204      | 157       |
| IC205      | 157       |
| IC206      | 159       |
| IC207      | 156       |

COIL

| SYMBOL NO. | INDEX NO. |
|------------|-----------|
| L101       | 4         |
| L201       | 2         |
| L202       | 3         |
| L203       | 1         |
| L204       | 161       |

TRANSISTOR

| SYMBOL NO. | INDEX NO. |
|------------|-----------|
| Q101       | 172       |
| Q102       | 175       |
| Q103       | 173       |
| Q104       | 174       |
| Q105       | 170       |

PHOTOSENSOR

| SYMBOL NO. | INDEX NO. |
|------------|-----------|
| Q201       | 176       |
| Q202       | 169       |
| Q203       | 168       |
| Q204       | 171       |
| Q205       | 169       |
| Q206       | 167       |

RC

| SYMBOL NO. | INDEX NO. |
|------------|-----------|
| RC101      | 235       |
| RC102      | 234       |

RESISTOR

| SYMBOL NO. | INDEX NO. |
|------------|-----------|
| R101       | 181       |
| R102       | 178       |
| R103       | 193       |
| R104       | 184       |
| R105       | 187       |
| R106       | 177       |
| R107       | 196       |
| R108       | 185       |
| R109       | 225       |
| R110       | 194       |

| SYMBOL NO. | INDEX NO. |
|------------|-----------|
| R111       | 193       |
| R112       | 226       |
| R113       | 219       |
| R114       | 177       |
| R115       | 230       |
| R116       | 201       |
| R117       | 188       |
| R118       | 183       |
| R119       | 223       |
| R120       | 223       |

| SYMBOL NO. | INDEX NO. |
|------------|-----------|
| R121       | 197       |
| R122       | 177       |
| R123       | 196       |
| R124       | 229       |
| R125       | 192       |
| R126       | 191       |
| R127       | 179       |
| R128       | 190       |
| R129       | 195       |
| R130       | 198       |

| SYMBOL NO. | INDEX NO. |
|------------|-----------|
| R131       | 197       |

| SYMBOL NO. | INDEX NO. |
|------------|-----------|
| R201       | 199       |
| R202       | 197       |
| R203       | 197       |
| R204       | 182       |
| R205       | 232       |
| R206       | 233       |
| R207       | 215       |
| R208       | 212       |
| R209       | 201       |
| R210       | 208       |

| SYMBOL NO. | INDEX NO. |
|------------|-----------|
| R211       | 217       |
| R212       | 212       |
| R213       | 219       |
| R214       | 209       |
| R215       | 200       |
| R216       | 211       |
| R217       | 211       |
| R218       | 228       |
| R219       | 222       |
| R220       | 227       |

| SYMBOL NO. | INDEX NO. |
|------------|-----------|
| R221       | 214       |
| R222       | 219       |
| R223       | 202       |
| R224       | 223       |
| R225       | 205       |
| R226       | 209       |
| R227       | 210       |
| R228       | 198       |
| R229       | 198       |
| R230       | 180       |

**RESISTOR**

| SYMBOL NO. | INDEX NO. | SYMBOL NO. | INDEX NO. | SYMBOL NO. | INDEX NO. |
|------------|-----------|------------|-----------|------------|-----------|
| R231       | 206       | R241       | 231       | R251       | 217       |
| R232       | 224       | R242       | 189       | R252       | 220       |
| R233       | 211       | R243       | 204       | R253       | 220       |
| R234       | 213       | R244       | 219       | R254       | 214       |
| R235       | 231       | R245       | 207       | R255       | 216       |
| R236       | 231       | R246       | 219       | R256       | 209       |
| R237       | 231       | R247       | 218       | R257       | 203       |
| R238       | 231       | R248       | 219       | R258       | 209       |
| R239       | 231       | R249       | 219       | R259       | 186       |
| R240       | 231       | R250       | 209       | R260       | 186       |

| SYMBOL NO. | INDEX NO. |
|------------|-----------|
| R261       | 221       |
| R262       | 219       |

**TRANSFORMER**

| SYMBOL NO. | INDEX NO. |
|------------|-----------|
| T101       | 5         |
| T102       | 6         |
| T103       | 7         |
| T104       | 8         |
| T105       | 9         |
| T106       | 10        |

**THERMISTOR**

| SYMBOL NO. | INDEX NO. |
|------------|-----------|
| TH201      | 11        |

**TRC**

| SYMBOL NO. | INDEX NO. |
|------------|-----------|
| TRC101     | 162       |

**VARIABLE RESISTOR**

| SYMBOL NO. | INDEX NO. |
|------------|-----------|
| VR201      | 165       |
| VR202      | 163       |
| VR203      | 164       |
| VR204      | 164       |

**ZENER DIODE**

| SYMBOL NO. | INDEX NO. |
|------------|-----------|
| ZD101      | 236       |
| ZD102      | 238       |
| ZD103      | 237       |

**ZNR**

| SYMBOL NO. | INDEX NO. |
|------------|-----------|
| ZNR101     | 239       |
| ZNR102     | 240       |
| (Cover)    | 12        |

### 33. POWER SUPPLY UNIT (C211)

February 28, '91

| Index No. | Part No.  | Description           | Q'ty Per Assembly |
|-----------|-----------|-----------------------|-------------------|
| *         | C213 8302 | Power supply Unit     | 1                 |
| 1         | C203 8364 | Choke                 | 1                 |
| 2         | C213 8317 | Inductor              | 1                 |
| 3         | C213 8318 | Choke                 | 1                 |
| 4         | C213 8319 | Choke - SC-08-30J-C   | 1                 |
| 5         | C213 8311 | Switching Transformer | 1                 |
| 6         | C213 8312 | Switching Transformer | 1                 |
| 7         | C213 8313 | Switching Transformer | 1                 |
| 8         | C213 8314 | Switching Transformer | 1                 |
| 9         | C213 8315 | Switching Transformer | 1                 |
| 10        | C213 8316 | Switching Transformer | 1                 |
| 11        | C213 8330 | Thermostat            | 1                 |
| 12        | C213 8332 | Cover                 | 1                 |
| 13        | C213 8320 | Heat Sink             | 1                 |
| 14        | C213 8321 | Heat Sink             | 1                 |
| 15        | C213 8322 | Heat Sink             | 1                 |

| Index No. | Part No.            | Description  | Q'ty Per Assembly |
|-----------|---------------------|--|-------------------|
| 101       | 16042295            | Capacitor - $47\mu\text{F} \pm 20\%$ 25V                         |                   |
| 102       | 16042296            | Capacitor - $0.47\mu\text{F} \pm 20\%$ 200V                      |                   |
| 103       | 16042297            | Capacitor - $220\mu\text{F} \pm 20\%$ 10V                        |                   |
| 104       | 16042298            | Capacitor - $10\mu\text{F} \pm 20\%$ 50V                         |                   |
| 105       | 16042300            | Capacitor - $220\mu\text{F} \pm 20\%$ 25V                        |                   |
| 106       | 16042301            | Capacitor - $1000\mu\text{F} \pm 20\%$ 10V                       |                   |
| 107       | 16042302            | Capacitor - $470\mu\text{F} \pm 20\%$ 10V                        |                   |
| 108       | 16042303            | Capacitor - $330\mu\text{F} \pm 20\%$ 200V                       |                   |
| 109       | 16042304            | Capacitor - $820\mu\text{F} \pm 20\%$ 200V                       |                   |
| 110       | 16042305            | Capacitor - $47\mu\text{F} \pm 20\%$ 200V                        |                   |
| 111       | 16042395            | Capacitor - $220\mu\text{F} \pm 20\%$ 50V                        |                   |
| 112       | 16042396            | Capacitor - $4.7\mu\text{F} \pm 20\%$ 50V                        |                   |
| 113       | 16042397            | Capacitor - $470\mu\text{F} \pm 20\%$ 200V                       |                   |
| 114       | 16042398            | Capacitor - $330\mu\text{F} \pm 20\%$ 25V                        |                   |
| 115       | 16042399            | Capacitor - $1500\mu\text{F} \pm 20\%$ 35V                       |                   |
| 116       | 16050138            | Capacitor - $0.1\mu\text{F} \pm 20\%$ 25V                        |                   |
| 117       | 16050586            | Capacitor - $47\text{pF} \pm 10\%$ 1K                            |                   |
| 118       | 16050680            | Capacitor - $100\text{p} \pm 50\%$ 10V                           |                   |
| 119       | 16050714            | Capacitor - $22\text{pF} \pm 10\%$ 3.15KV                        |                   |
| 120       | 16050715            | Capacitor - $100\text{OpF} \pm 10^{\circ}43.15\text{KV}$         |                   |
| 121       | 16050716            | Capacitor - $1000\text{pF} \pm 10\%$ 1KV                         |                   |
| 122       | 16060782            | Capacitor - $2200\text{pF} \pm 80-20\%$ 1KV                      |                   |
| 123       | 16060807            | Capacitor - $0.1\mu\text{F}$ 50V                                 |                   |
| 124       | 16060848            | Capacitor - $0.01\mu\text{F}$                                    |                   |
| 125       | 16060930            | Capacitor - $2200\text{pF}$ 500V                                 |                   |
| 126       | 16061016            | Capacitor - $1000\text{pF}$ 500V                                 |                   |
| 127       | 16061049            | Capacitor - $0.047\mu\text{F}$ 50V                               |                   |
| 128       | 16061056            | Capacitor - $0.1\mu\text{F}$ 50V                                 |                   |
| 129       | 16061121            | Capacitor - $0.1\mu\text{F}$ 25V                                 |                   |
| 130       | <del>16061492</del> | <del>Capacitor - <math>1\mu\text{F} \pm 30-80\%</math> 50V</del> |                   |
| 131       | 16061628            | Capacitor - $0.001\mu\text{F}$ 50V                               |                   |
| 132       | 16061629            | Capacitor - $0.033\mu\text{F}$ 50V                               |                   |
| 133       | 16061641            | Capacitor - $0.022\mu\text{F}$ 630V                              |                   |
| 134       | 16061756            | Capacitor - $1\mu\text{F}$ 63V                                   |                   |
| 135       | 16061829            | Capacitor - $0.01\mu\text{F}$ 250V                               |                   |

MB)

16060807

Capacitor -  $0.1\mu\text{F}$  50V

| Index No. | Part No. | Description                           | Q'ty Per Assembly |
|-----------|----------|---------------------------------------|-------------------|
| 136       | 16061861 | Capacitor - 0.1 $\mu$ F 250V          |                   |
| 137       | 16061862 | Capacitor - 0.068 $\mu$ F 50V         |                   |
| 138       | 16061863 | Capacitor - 4700pF 50V                |                   |
| 139       | 16061864 | Capacitor - 470pF 50V                 |                   |
| 140       | 11020995 | Connector - 2P                        |                   |
| 141       | 11020997 | Connector - 6P                        |                   |
| 142       | 11021194 | Connector - 3P                        |                   |
| 143       | 11031023 | Connector - 9P                        |                   |
| 144       | 14010821 | Diode - 1SS133                        |                   |
| 145       | 14010822 | Diode - 1SS137                        |                   |
| 146       | 14010910 | Diode - FE30DP                        |                   |
| 147       | 14020517 | Diode - 10DF2                         |                   |
| 148       | 14020534 | Diode - 10DF6                         |                   |
| 149       | 14020742 | IC - SB80                             |                   |
| 150       | 14021010 | Diode - 1SS270A                       |                   |
| 151       | 14021013 | Diode - IN4004                        |                   |
| 152       | 14021047 | Diode - C16P20F                       |                   |
| 153       | 14021048 | Diode - UF4006                        |                   |
| 154       | 14021049 | Diode -11 DF2                         |                   |
| 155       | 11070710 | Fuse - 10A 125V                       |                   |
| 156       | 14080344 | Ic - $\mu$ PC494C                     |                   |
| 157       | 14080612 | IC - AN78M12                          |                   |
| 158       | 14080674 | IC - $\mu$ PC1093J                    |                   |
| 159       | 14080776 | IC - M519779                          |                   |
| 160       | 14080825 | IC - $\mu$ PC7812HF                   |                   |
| 161       | 16070106 | Coil - SBC-33                         |                   |
| 162       | 14050204 | Triac - TM1641S-L                     |                   |
| 163       | 16010843 | Resistor - 5K $\Omega$ $\pm$ 20% 1/2W |                   |
| 164       | 16018137 | Variable Resistor - 1k $\Omega$       |                   |
| 165       | 16518145 | Variable Resistor -5k $\Omega$ 0.5W   |                   |
| 166       | 14030519 | Photo Coupler - TLP621                |                   |
| 167       | 14000072 | Transistor - 2SC372Y                  |                   |
| 168       | 14000135 | Transistor - 2SA1015-Y                |                   |
| 169       | 14000291 | Transistor - 2SA1020Y                 |                   |
| 170       | 14000296 | Transistor - 2SC2655-Y                |                   |

| Index No. | Part No. | Description                                | Q'ty Per Assembly |
|-----------|----------|--|-------------------|
| 171       | 14000311 | Transistor - 2SC174o                       |                   |
| 172       | 14010470 | Transistor - 2SC3714                       |                   |
| 173       | 14010893 | Transistor - 2SC14055                      |                   |
| 174       | 14010894 | Transistor - 2SC2333                       |                   |
| 175       | 14010912 | Transistor - 2SK1 249                      |                   |
| 176       | 14010913 | Transistor - 2SK429                        |                   |
| 177       | 16000650 | Resistor -1 0 $\Omega$ $\pm$ 5% 1 W        |                   |
| 178       | 16001026 | Resistor Array -1k $\Omega$ 1 W $\pm$ 5%   |                   |
| 179       | 16001178 | Resistor Array - 3300hm $\pm$ 5% 1 W       |                   |
| 180       | 16001248 | Resistor - 620 $\Omega$ $\pm$ 5% 3W        |                   |
| 181       | 16001538 | Fuse Resistor - 6.8 $\Omega$ $\pm$ 5% 1.6W |                   |
| 182       | 16001539 | Resistor - 120 $\Omega$ $\pm$ 10% 10W      |                   |
| 183       | 16001540 | Resistor -51 0 $\Omega$ $\pm$ 5% 2W        |                   |
| 184       | 16001541 | Resistor - 33K $\Omega$ $\pm$ 5% 3W        |                   |
| 185       | 16001542 | Resistor - 10 $\Omega$ $\pm$ 5% 3W         |                   |
| 186       | 16001543 | Resistor - 470 $\Omega$ $\pm$ 5% 2W        |                   |
| 187       | 16001544 | Resistor - 2.2s2 $\pm$ 5% 3W               |                   |
| 188       | 16001545 | Resistor - 0.22 $\Omega$ $\pm$ 5% 3W       |                   |
| 189       | 16001546 | Resistor - 33 $\Omega$ $\pm$ 5% 3W         |                   |
| 190       | 16001547 | Resistor - 20K $\Omega$ $\pm$ 5% 3W        |                   |
| 191       | 16001548 | Resistor - 30 $\Omega$ $\pm$ 5% 1W         |                   |
| 192       | 16001549 | Resistor -39K $\Omega$ $\pm$ 5% 1 W        |                   |
| 193       | 16001550 | Resistor - 82 $\Omega$ $\pm$ 5% 1W         |                   |
| 194       | 16001551 | Resistor - 82K $\Omega$ $\pm$ 5% 1 W       |                   |
| 195       | 16001552 | Resistor - 47 $\Omega$ $\pm$ 5% 2W         |                   |
| 196       | 16001553 | Resistor - 47K $\Omega$ $\pm$ 5% 2W        |                   |
| 197       | 16001554 | Resistor - 10 $\Omega$ $\pm$ 5% 2W         |                   |
| 198       | 16001555 | Resistor - 5. 1 $\Omega$ $\pm$ 5% 2W       |                   |
| 199       | 16001556 | Resistor -51 $\Omega$ $\pm$ 5% 2W          |                   |
| 200       | 16011315 | Resistor - 10 $\Omega$ $\pm$ 5% 0.25W      |                   |
| 201       | 16011402 | Resistor -51 $\Omega$ $\pm$ 5% 0.25W       |                   |
| 202       | 16011827 | Resistor -1000 $\pm$ 5% 0.25W              |                   |
| 203       | 16011831 | Resistor -4709 $\pm$ 5% 0.25W              |                   |
| 204       | 16011897 | Resistor - 120 $\Omega$ $\pm$ 5% 0.25W     |                   |
| 205       | 16011906 | Resistor - 430 $\Omega$ $\pm$ 5% 1 /4W     |                   |

| Index No. | Part No. | Description                  | Q'ty Per Assembly |
|-----------|----------|------------------------------|-------------------|
| 206       | 16011907 | Resistor -51 0Ω ±5% 1/4W     |                   |
| 207       | 16012822 | Resistor - 3.3KΩ ±5% 1/4W    |                   |
| 208       | 16012824 | Resistor - 6.8KΩ ±5% 1/4W    |                   |
| 209       | 16012835 | Resistor -1 KΩ ±5% 0.25W     |                   |
| 210       | 16012836 | Resistor - 1.5KΩ ±5% 0.25W   |                   |
| 211       | 16012837 | Resistor - 2KΩ ±5% 0.25W     |                   |
| 212       | 16012838 | Resistor - 3.9KΩ ±5% 0.25W   |                   |
| 213       | 16012936 | Resistor - 3KS2±5% 0.25W     |                   |
| 214       | 16012937 | Resistor -5.1 KΩ ±5% 0.25W   |                   |
| 215       | 16012938 | Resistor - 7.5KΩ ±5% 0.25W   |                   |
| 216       | 16012939 | Resistor - 4.3KΩ k5Y00.25W   |                   |
| 217       | 16012940 | Resistor - 8.2KΩ ±5% 0.25W   |                   |
| 218       | 16013871 | Resistor -15KΩ ±5% 1 /4W     |                   |
| 219       | 16013889 | Resistor -10KΩ ±5% 1 /4W     |                   |
| 220       | 16013891 | Resistor -22KΩ ±5% 1 /4W     |                   |
| 221       | 16013966 | Resistor -51KΩ ±5% 1 /4W     |                   |
| 222       | 16013992 | Resistor - 24KΩ ±5% 1/4W     |                   |
| 223       | 16014001 | Resistor -11 KΩ ±5% 1 /4W    |                   |
| 224       | 16014002 | Resistor - 20KΩ ±5% 1 /4W    |                   |
| 225       | 16014003 | Resistor - 18KΩ ±5% 1/4W     |                   |
| 226       | 16014004 | Resistor - 30KΩ ±5% 1/4W     |                   |
| 227       | 16015183 | Resistor - 220KOHm ±5% 1 /4W |                   |
| 228       | 16015186 | Resistor - 100KΩ ±5% 1/4W    |                   |
| 229       | 16015218 | Resistor -100KΩ ±5% 1 /2W    |                   |
| 230       | 16017638 | Resistor -180\$2 ±5% 1 /4W   |                   |
| 231       | 16116100 | Resistor -10 Ω 1 /2W         |                   |
| 232       | 16224301 | Resistor - 4.3KΩ 1 /4W       |                   |
| 233       | 16227501 | Resistor - 7.5k Ω            |                   |
| 234       | 14021009 | Diode - DBA10E               |                   |
| 235       | 14021015 | Diode - RBV-2506             |                   |
| 236       | 14010783 | Zener Diode - RD4.7EB1       |                   |
| 237       | 14020452 | Zener Diode - RDI 8FB        |                   |
| 238       | 14021012 | Diode - RD2.2EEB1            |                   |
| 239       | 14040235 | Diode - DSA-301 LA           |                   |
| 240       | 14040157 | Diode - SNR-221 KD14         |                   |

| Index No. | Part No. | Description | Q'ty Per Assembly |
|-----------|----------|-------------|-------------------|
| 253       | 11040496 | Fuse Holder |                   |



## CAPACITOR

| SYMBOL<br>NO. | INDEX<br>NO. | COIL          |              |
|---------------|--------------|---------------|--------------|
|               |              | SYMBOL<br>NO. | INDEX<br>NO. |
| C301          | 123          | L301          | 121          |
| C302          | 122          | L302          | 124          |
| C303          | 127          |               |              |

## COIL

## CONNECTOR

| SYMBOL<br>NO. | INDEX<br>NO. |
|---------------|--------------|
| CN301         | 102          |
| CN302         | 105          |
| CN303         | 106          |
| CN304         | 104          |
| CN305         | 103          |

## DIODE

| SYMBOL<br>NO. | INDEX<br>NO. |
|---------------|--------------|
| D301          | 113          |
| D302          | 113          |
| D303          | 113          |
| D304          | 113          |
| D305          | 113          |
| D306          | 114          |
| D307          | 113          |

## FUSE

| SYMBOL<br>NO. | INDEX<br>NO. |
|---------------|--------------|
| FU301         | 107          |

## NOISE KILLER

| SYMBOL<br>NO. | INDEX<br>NO. |
|---------------|--------------|
| CR301         | 128          |
| CR302         | 128          |
| CR303         | 128          |
| CR304         | 12X          |
| CR305         | 128          |
| CR306         | 128          |
| CR307         | 128          |
| CR308         | 128          |

## PHOTO THYRISTOR

| SYMBOL<br>NO. | INDEX<br>NO. |
|---------------|--------------|
| PC301         | 117          |

## RELAY

| SYMBOL<br>NO. | INDEX<br>NO. |
|---------------|--------------|
| RA301         | 109          |
| RA302         | 110          |
| RA303         | 109          |
| RA304         | 109          |
| RA305         | 109          |
| RA306         | 108          |
| RA307         | 110          |

## RESISTOR

| SYMBOL<br>NO.   | INDEX<br>NO. |
|-----------------|--------------|
| R301            | 119          |
| <del>R302</del> | 120          |
| <del>R303</del> | 126          |
| <del>R304</del> | 125          |

## ST

| SYMBOL<br>NO. | INDEX<br>NO. |
|---------------|--------------|
| ST301         | 116          |

## TRANSISTOR

| SYMBOL<br>NO. | INDEX<br>NO. |
|---------------|--------------|
| Q301          | 111          |
| Q302          | 112          |

## ZENER DIODE

| SYMBOL<br>NO. | INDEX<br>NO. |
|---------------|--------------|
| ZD301         | 115          |

## ZNR

| SYMBOL<br>NO. | INDEX<br>NO. |
|---------------|--------------|
| ZNR301        | 118          |

34. AC DRIVE BOARD (C211)

February 28, '91

| Index No. | Part No.  | Description               | Q'ty Per Assembly |
|-----------|-----------|---------------------------|-------------------|
| *         | C201 8057 | AC Drive Board 120V       | 1                 |
| *         | C201 8055 | AC Drive Board - 220/240V | 1                 |
| 1         | C201 8060 | Grounding Wire            | 1                 |



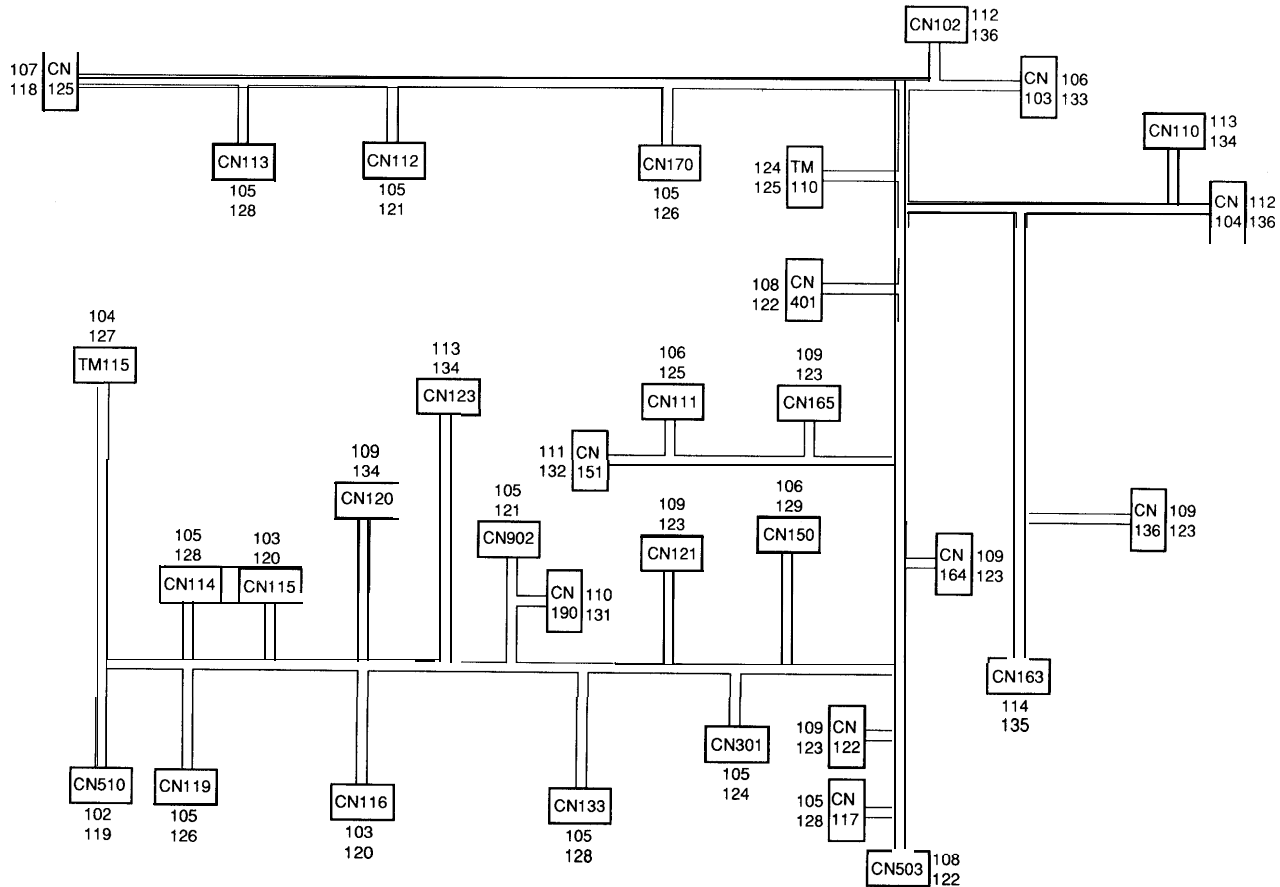
| Index No. | Part No. | Description                                    | Q'ty Per Assembly |
|-----------|----------|--|-------------------|
| 102       | 11020919 | Connector - 12P                                |                   |
| 103       | 11020958 | Connector - 2P                                 |                   |
| 104       | 11021048 | Pin Housing - Mate-N-Lock - 3P                 |                   |
| 105       | 11031388 | Connector - 7P                                 |                   |
| 106       | 11031493 | Connector                                      |                   |
| 107       | 11070389 | Fuse - 25A                                     |                   |
| 107       | 11070641 | Fuse - 2.5A                                    |                   |
| 108       | 12081041 | Power Relay - DC24V                            |                   |
| 109       | 12081245 | Relay - DC24V                                  |                   |
| 110       | 12081246 | Relay - AC100V                                 |                   |
| 111       | 14010289 | Transistor - 2SC2749                           |                   |
| 112       | 14010366 | Transistor - <b>2SD799</b>                     |                   |
| 113       | 14010611 | Diode - 1S1588                                 |                   |
| 114       | 14020110 | Diode - V06C                                   |                   |
| 115       | 14020426 | Zener Diode -RD12FB2                           |                   |
| 116       | 14020646 | Diode - S5VB20                                 |                   |
| 117       | 14030519 | <b>IC - EE-TLP621</b>                          |                   |
| 118       | 14040143 | Varistor - SNR221 KD-10                        |                   |
| 119       | 16001138 | Resistor -1 $\Omega$ 5T $\pm$ 10%              |                   |
| 120       | 16001139 | Resistor -6.8 $\Omega$ 5T $\pm$ 10%            |                   |
| 122       | 16041196 | Capacitor 100 $\mu$ F 50V                      |                   |
| 123       | 16041534 | Capacitor -100 $\mu$ F 200V                    |                   |
| 124       | 16070001 | Coil - <b>SN-8S-500</b>                        |                   |
| 125       | 16114511 | Resistor -510 $\Omega$ 1 /4T $\pm$ 5%          |                   |
| 126       | 16114911 | Resistor -910 $\Omega$ 1 /4T 5%                |                   |
| 127       | 16061752 | Capacitor -0.022 $\mu$ F 250V                  |                   |
| 128       | 16021501 | Capacitor -0. 1 $\mu$ F 120 $\Omega$ $\pm$ 30% |                   |





# 35. MAIN HARNESS (C211)

February 28, '91



35. MAIN HARNESS (C211 )

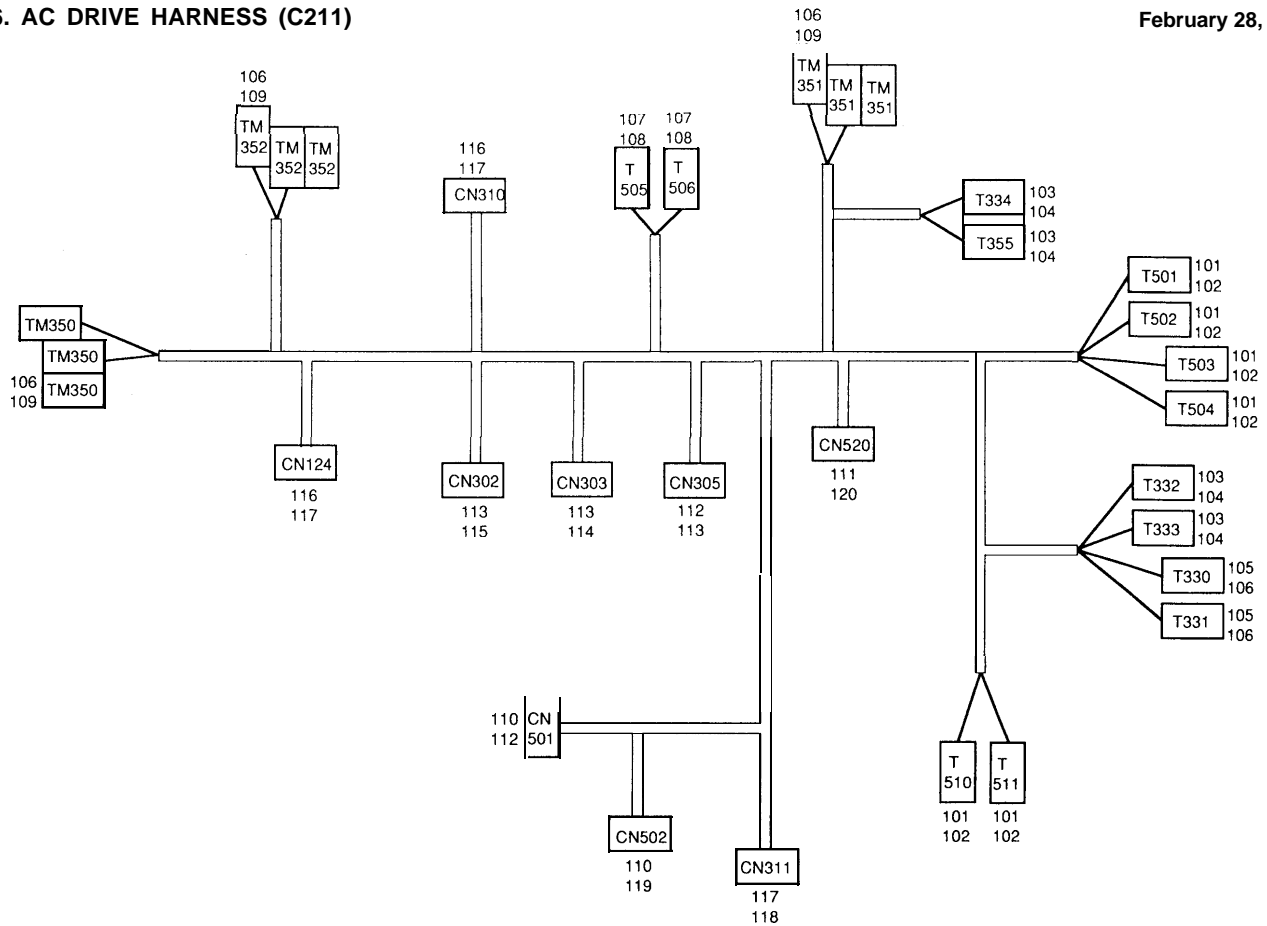
February 28, '91

| Index No. | Part No.  | Description          | Q'ty Per Assembly |
|-----------|-----------|----------------------|-------------------|
| *         | C211 8192 | Main Harness         | 1                 |
| 101       | 11000290  | Fastening Receptacle |                   |

| Index No. | Part No. | Description             | Q'ty Per Assembly |
|-----------|----------|-------------------------|-------------------|
| 102       | 11001148 | Terminal                |                   |
| 103       | 11001149 | Terminal                |                   |
| 104       | 11001169 | Fastening Receptacle    |                   |
| 105       | 11001204 | Socket-Mate-N-Lock      |                   |
| 106       | 11001205 | Terminal                |                   |
| 107       | 11001206 | Socket-Mate-N-Lock      |                   |
| 108       | 11001247 | Terminal                |                   |
| 109       | 11001249 | ReceptacleTerminal      |                   |
| 110       | 11001327 | Contact                 |                   |
| 111       | 11001328 | Contact                 |                   |
| 112       | 11001348 | Pin Contact             |                   |
| 113       | 11001374 | Terminal                |                   |
| 114       | 11001433 | Pin                     |                   |
| 115       | 11001530 | Pin Contact             |                   |
| 116       | 11001531 | Pin Contact             |                   |
| 117       | 11001532 | Pin Contact             |                   |
| 118       | 11020185 | Connector - 4P          |                   |
| 119       | 11021250 | Connector - 2P          |                   |
| 120       | 11021258 | Connector - 2P          |                   |
| 121       | 11021426 | Connector - 3P          |                   |
| 122       | 11021617 | Receptacle Housing - 9P |                   |
| 123       | 11021620 | Connector - 3P          |                   |
| 124       | 11021629 | Connector - 10P         |                   |
| 125       | 11021633 | Connector - 4P          |                   |
| 126       | 11021634 | Connector - 5P          |                   |
| 127       | 11021691 | Connector - 3P          |                   |
| 128       | 11021692 | Connector - 2P          |                   |
| 129       | 11021749 | Connector - 6P          |                   |
| 130       | 11021775 | Receptacle Housing - 8P |                   |
| 131       | 11021912 | Connector - 4P          |                   |
| 132       | 11021966 | Connector - 4P          |                   |
| 133       | 11022061 | Connector - 6P          |                   |
| 134       | 11022436 | Connector - 12P         |                   |
| 135       | 11023243 | Connector - 3P          |                   |
| 136       | 11030710 | Connector - 40P         |                   |

# 36. AC DRIVE HARNESS (C211)

February 28, '91











36. AC DRIVE HARNESS(C211)

February 28, '91

| Index No. | Part No.  | Description               | Q'ty Per Assembly |
|-----------|-----------|---------------------------|-------------------|
| *         | C213 8187 | AC Drive Harness - 120V   | 1                 |
| *         | C213 8176 | AC Drive Harness 220/240V | 1                 |
|           |           | <i>1100000000</i>         |                   |

| Index No. | Part No. | Description             | Q'ty Per Assembly |
|-----------|----------|-------------------------|-------------------|
| 101       | 11020086 | Sleeve -250             |                   |
| 102       | 11000858 | Receptacle -6.35 x 6.35 |                   |
| 103       | 11020094 | Receptacle Housing      |                   |
| 104       | 11000280 | Fastening Receptacle    |                   |
| 105       | 11021408 | Connector -1P           |                   |
| 106       | 11001168 | Fastening Receptacle    |                   |
| 107       | 11020321 | Insulation Sleeve       |                   |
| 108       | 11000885 | Fastening Receptacle    |                   |
| 109       | 11021691 | Connector - 3P          |                   |
| 110       | 11040462 | Socket                  |                   |
| 111       | 11000916 | Pin - Mate-N-Lock       |                   |
| 112       | 11023235 | Connector - 3P          |                   |
| 113       | 11001190 | Socket - Mate-N-Lock    |                   |
| 114       | 11021351 | Connector - 3P          |                   |
| 115       | 11021377 | Connector -5265- 7P     |                   |
| 116       | 11021258 | Connector - 2P          |                   |
| 117       | 11001149 | Terminal                |                   |
| 118       | 11021259 | Connector - 3P          |                   |
| 119       | 11023236 | Connector - 2P          |                   |

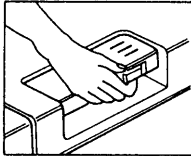


|   |   |   |  |
|---|---|---|--|
| <p>1</p> <p>Master Cut Button.</p>     | <p>2</p>  |   |  |
| <p>3</p>                               | <p>4</p>   | <p>5</p> <p>Printing density</p> <p>Standard</p> <p>Lighter Darker</p>  | <p>6</p>  |
| <p>7</p> <p>Drum rotation button.</p>  | <p>8</p> <p>Push to open the master eject unit</p>  | <p>10</p> <p>Feeder.</p> <p>Standard</p>  <p>thick paper.</p>            |  |

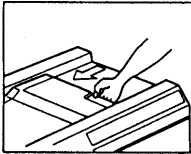


15

How to Open and Clase the original table.



1 Lift release lever.



2 Slide the original table to the ▼ mark.

3 To rdturn the original table, slide completely to the right.

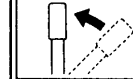
16

**Open carefully**

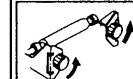
18

#### Thermal Head Cleaning

Clean the thermal head after every second master roll



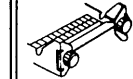
1 Pull up the lever



2 Loosen the screws on both ends of rubber roller



3 Take out the rubber roller holding both ends of the roller horizontally.

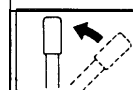


4 Wipe the surface of the thermal head several times with a dry-cloth and special cleaner supplied

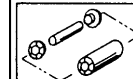
5 Replace roller

19


#### To change master.



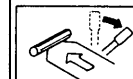
Put up the lever



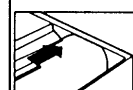
2 Take out the used master roll and remove the flanges at both ends. Affix flanges to new master roll



3 Replace new master roll as illustrated.



4 Insert leading edge of master roll and put down the lever.



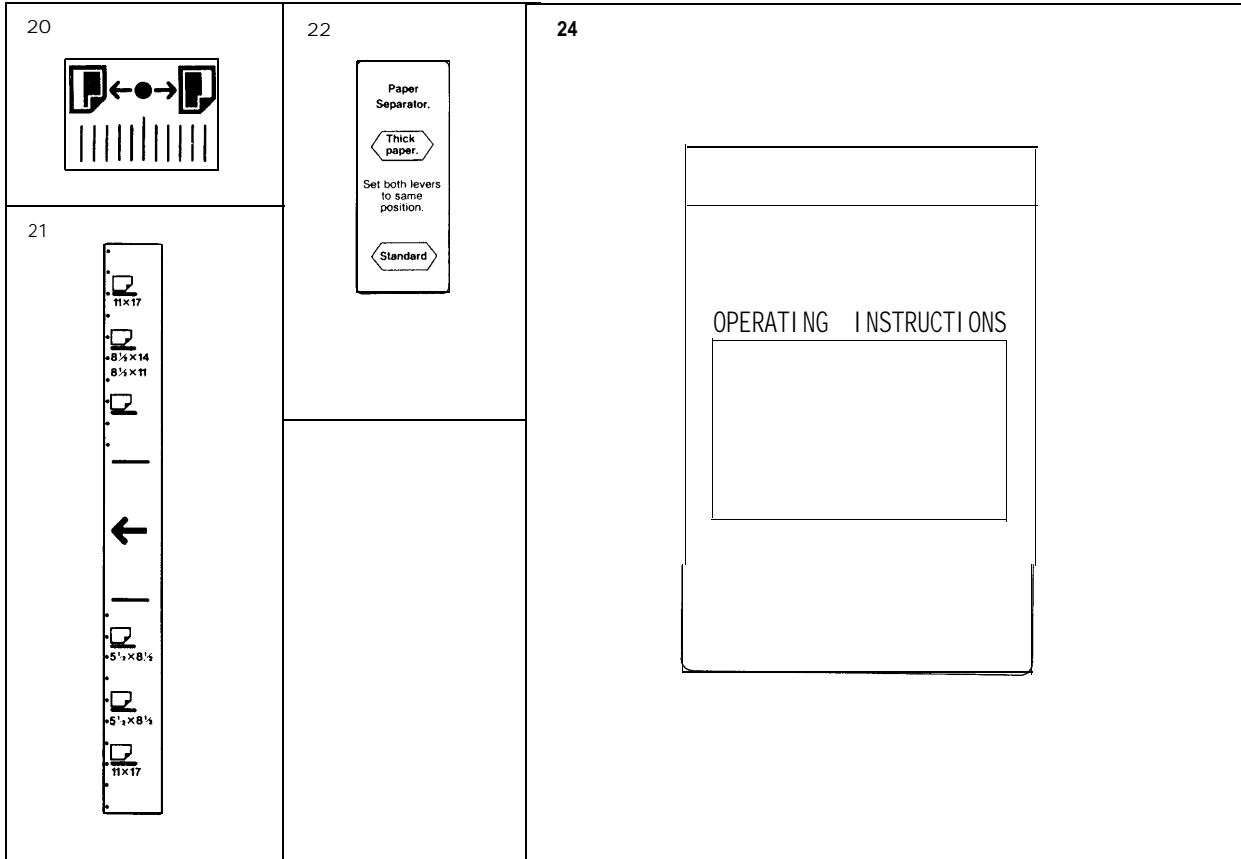
5 Press the master cut button



6 Remove the cut-off piece. Carton remove completely to avoid master refeeds

### 37. DECAL AND DOCUMENT (C211)

February 28, '91



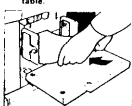


# PRIPORT OPERATING GUIDE

Please refer to the Operating Instructions for detailed information.

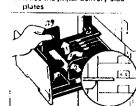
## 1. Set Up the Machine

- Stack paper on the paper table.



**NOTE**  
Bring the paper feed side plates lightly in contact with the paper.

- Set the paper delivery table.



**NOTE**  
Position the side plates at the proper paper size.

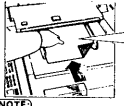
- When using paper smaller than A4, B3 size, raise the small paper end plate.



**NOTE**  
Position the end plate for the printing paper size, using the scale on the table.

## 2. Printing

- Insert original face down.



**NOTE**  
1 Disslate the original along the original guides until it stops.  
2 Insert the original with the widest black margin first.



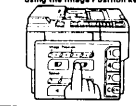
OK  
NG  
Lead Section

- Enter the desired number of prints, then press the Master Making key.




**NOTE**  
After one sheet is delivered, check the image position.

- Adjust the image position using the Image Position key.



**NOTE**  
A Bore area (non-image area) of more than 10 mm should exist on the original leading edge.

- Press the Print Start key.




**NOTE**  
Check the paper feed and delivery conditions.

## 3. Troubleshooting

- When cover open indication  $\square$  blinks

|   |                   |
|---|-------------------|
| 1 | Original Table    |
| 2 | Front Cover       |
| 3 | Master Eject Unit |
| 4 | Drum Unit         |
| 5 | Paper Table       |
| 6 | ADF               |

- Slide the original table to the right.



- Close the front cover.



- Close the master eject unit.



- Insert the drum unit.



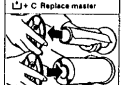
- Open the paper table.

- Close the ADF.

- When the  $\square$  indicator blinks

|               |                                     |
|---------------|-------------------------------------|
| $\square$ + A | Set the (original or print) number. |
| $\square$ + B | Stack paper.                        |
| $\square$ + C | Replace master.                     |
| $\square$ + D | Replace ink cartridge.              |
| $\square$ + F | Replace the master section.         |

- Replace master.




- Replace ink cartridge.



- Replace the master section.



- Reinstall the master eject box after disposing of the masters ejected into the box.

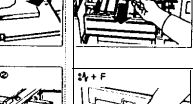
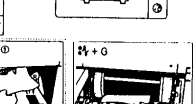
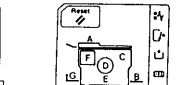


- Check the installation of the master eject box.

- When Jam indication  $\square$  blinks

|               |                  |                   |                |
|---------------|------------------|-------------------|----------------|
| $\square$ + A | Original/Misfeed | $\square$ + E + B | Paper Wrapping |
| $\square$ + B | Paper Misfeed    | $\square$ + G     | Paper Wrapping |
| $\square$ + C | Paper Misfeed    | $\square$ + F     | Paper Wrapping |
| $\square$ + E | Paper Wrapping   |                   |                |

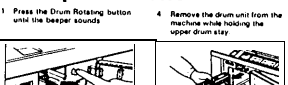
- Press the Reset key after removing the jammed paper or master.



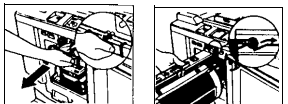
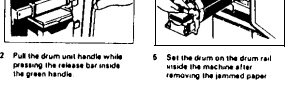
If a service code E-01 ~ E-07 is displayed on the counter, call your dealer and tell him which code is displayed.

## 4. Drum unit replacement

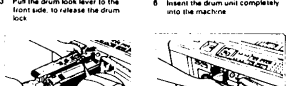
- Press the Drum Rotating button until the beeper sounds.



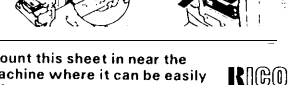
- Pull the drum unit handle while pressing the release bar inside the green handle.



- Set the drum on the drum rail inside the machine after removing the jammed paper.



- Press the drum lock lever to the front side, to release the drum lock.



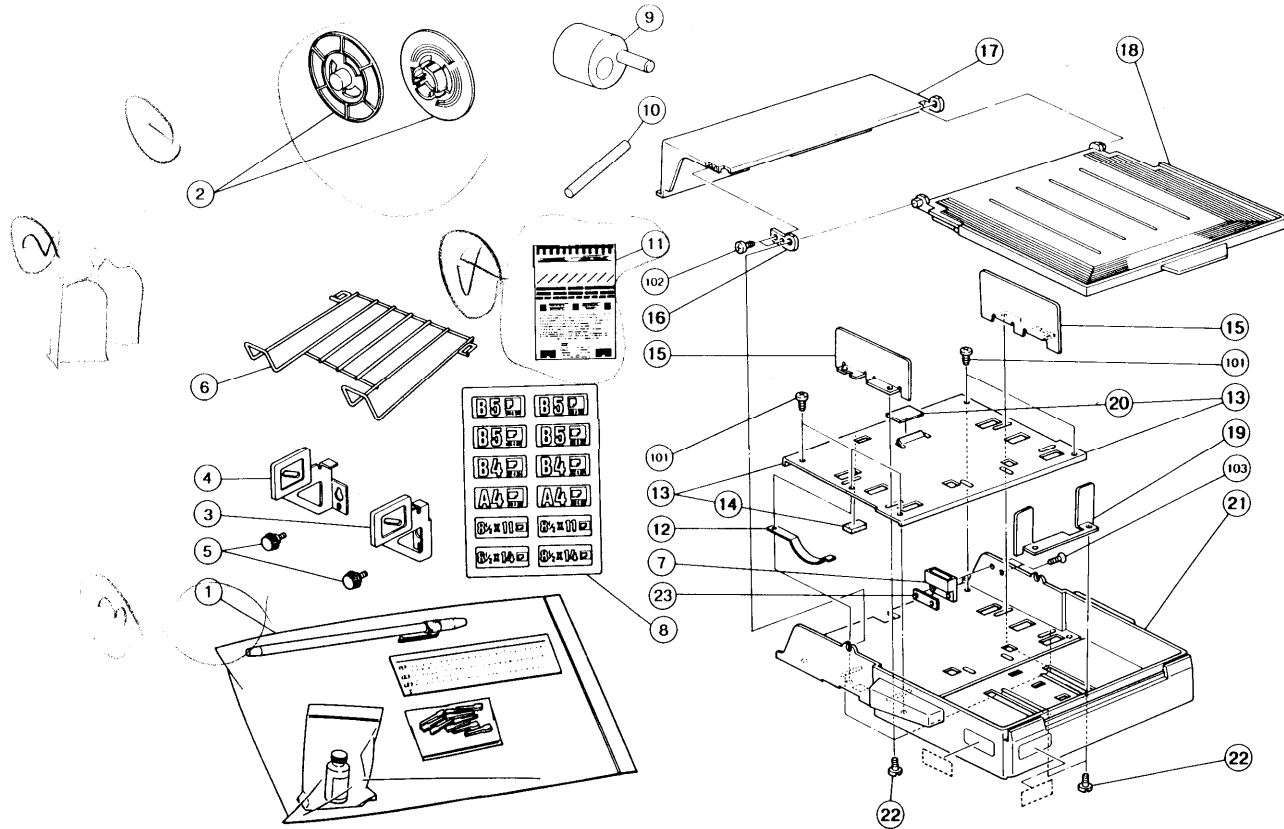
- Insert the drum unit completely into the machine.



Mount this sheet in near the machine where it can be easily referenced.





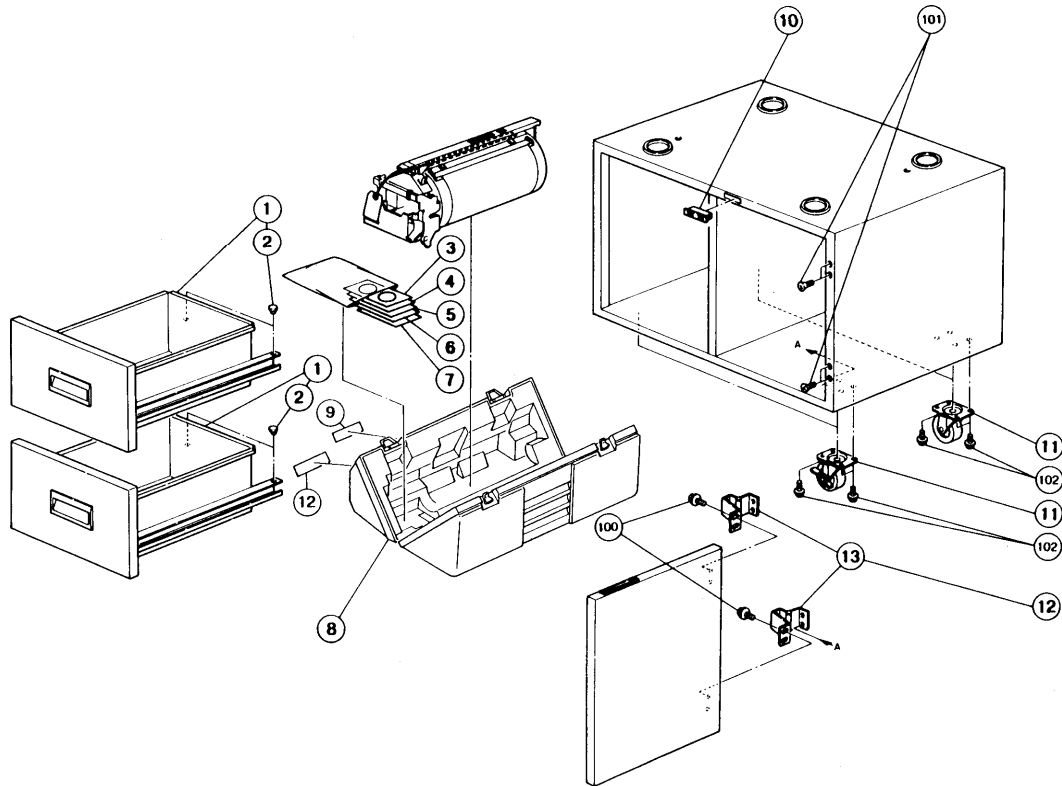


38. ACCESSORIES AND SPECIAL TOOLS (C211)

February 28, '91

| Index No. | Part No.  | Description                   | Q'ty Per Assembly |
|-----------|-----------|-------------------------------|-------------------|
| 1         | C204 8721 | Thermal Head Cleaner          | 1                 |
| 2         | C2014005  | Master Roll Flange - LG/A4    | 1                 |
| 2         | C213 4042 | Master Roll Flange - B4       | 1                 |
| 3         | C201 3020 | Left Bracket - Original Tray  | 1                 |
| 4         | C201 3023 | Right Bracket - Original Tray | 1                 |
| 5         | 08030017  | Knob Screw - M4x6.5           | 1                 |
| 6         | C203 3075 | Original Exit Tray            | 1                 |
| 7         | C200 3053 | Magnet Catch                  | 1                 |
| 8         | C522 2450 | Decal Sheet                   | 1                 |
| 9         | C200 9002 | Image Shifting Gauge          | 1                 |
| 10        | C200 9001 | Drum Gauge                    | 1                 |
| 11        | 99992131  | Test Chart                    | 1                 |
| 12        | C522 2434 | Grounding Plate               | 1                 |
| 13        | C522 2421 | Bottom Plate                  | 1                 |
| 14        | C522 2423 | Cushion Seal - 10x19          | 1                 |
| 15        | C522 2431 | Side Fence                    | 1                 |
| 16        | C522 2417 | Cover Stopper Supporter       | 1                 |
| 17        | C522 2413 | Cover Stopper                 | 1                 |
| 18        | C522 4218 | Cassette Cover                | 1                 |
| 19        | C522 2432 | Rear Fence                    | 1                 |
| 20        | 55076828  | Rubber Plate - Feed Table     | 1                 |
| 21        | C522 2411 | Cassette Body                 | 1                 |
| 22        | C522 2435 | Screw - M3                    | 1                 |
| 23        | C522 2433 | Plate Nut                     | 1                 |

| Index No. | Part No.   | Description               | Q'ty Per Assembly |
|-----------|------------|---------------------------|-------------------|
| 101       | 0413 0052Z | Tapping Screw - M3x5      |                   |
| 102       | 0433 0082Z | Tapping Screw - M3x8      |                   |
| 103       | 0323 0060Z | Philips Sunk Screw - M3x6 |                   |



39. TABLE/DRUM BOX (C211)

February 28, '91

| Index No. | Part No.  | Description        | Q'ty Per Assembly |
|-----------|-----------|--------------------|-------------------|
| 1         | C200 9101 | Drawer             | 2                 |
| 2         | C2009102  | Table Stud         | 2                 |
| 3         | C5262150  | Drum Decal - Black | 1                 |
| 4         | C526 2151 | Drum Decal - Red   | 1                 |
| 5         | C5262152  | Drum Decal - Blue  | 1                 |
| 6         | C5262153  | Drum Decal - Green | 1                 |
| 7         | C5262154  | Drum Decal - Brown | 1                 |
| 8         | C5262113  | Option Drum Case   | 1                 |
| 9         | C534 2131 | Decal - A4         | 1                 |
| 9         | C533 2131 | Decal - B4         | 1                 |
| 9         | C535 2131 | Decal - LT         | 1                 |
| 10        | C2009105  | Magnet Catch       | 1                 |
| 11        | C2009107  | Caster             | 2                 |
| 12        | C5262110  | Decal - Drum Case  | 1                 |
| 13        | C2009104  | Hinge              | 1                 |

| Index No. | Part No.   | Description          | Q'ty Per Assembly |
|-----------|------------|----------------------|-------------------|
| 100       | 05840100Z  | Hexagon Bolt - M4x10 |                   |
| 101       | 03240100Z  | Sunk Screw - 4x10    |                   |
| 102       | 0588 0120Z | Hexagon Bolt - M8x12 |                   |